

THE GREEN PAGES OF CONSTRUCTION CHEMICALS

KÖSTER
Waterproofing Systems

Complete product range

Edition 2016 / 2017

NOW WITH
ADDITIONAL
INDEX INCLUDED!

KÖSTER
KD 2 Blitz

*Internal sealing
against pressurised
water from the
negative side*



Since 1982, the KÖSTER BAUCHEMIE AG has been specializing in high quality waterproofing systems. With extensive experience at home in Germany and abroad, KÖSTER is constantly developing new ideas to best serve our customers with the most innovative solutions on the market. The "Green Pages of Construction Chemicals" is our most important communication tool and is an essential reference for many architects, engineers, and applicators in their daily work. That is why we constantly strive to provide you with the most up-to-date information.



The Green Pages of Construction Chemicals present our large number of materials and systems, in an easy to follow format. The catalogue is grouped by the various fields of application, such as Waterproofing, Coatings, Injection Systems or Roofing, of which each is highlighted in a different color. Within the chapters, the products are listed by order of the respective type of product such as Primers (1), Main Products (2), Top Coats (3), Broadcast Media (4), Mortars/Fillers (5) and so on. The product groups consist of all the necessary KÖSTER products for the particular use including associated products, spare parts, and tools. At the end of each chapter typical solutions with the respective KÖSTER products are graphically shown and explained. Thus finding the optimal and complete waterproofing solution for each project, from basement to roof, is made simpler. As always, our consultants are available for assistance at any time – please don't hesitate to contact us.

Visit our website www.koster.eu for further information and to find your local sales representative!

With best regards from Aurich,



Johann J. Köster
KÖSTER BAUCHEMIE AG

The fastest way to your waterproofing products – the KÖSTER distribution channel

A one-stop-shop for product guidance and delivery service

KÖSTER systems and products stand out due to their exceptionally easy and user-friendly application. Nonetheless, technical solutions require technical explanations. That's why we offer comprehensive trainings and technical consultation in order to ensure appropriate application. Our distribution network is based on a worldwide system of experienced technical consultants who serve as your first contact for technical questions and the delivery of our products – if required, even directly to your construction site.

How to reach your contact person

If you are not yet a KÖSTER customer, please contact our international department for more information – everything necessary will be arranged immediately. Alternatively, all relevant information and contact details of the technical consultant in charge of your area are available on the internet:.

Email: info@koster.eu

Website: www.koster.eu

CONTENT

4 *The Company*

7 *Fields of application for KÖSTER waterproofing systems and products*

<i>Waterproofing systems</i>	8
<i>Masonry</i>	35
<i>Injection systems</i>	47
<i>Concrete protection and repair</i>	64
<i>Self leveling underlayments</i>	72
<i>Coatings</i>	77
<i>Joint sealing</i>	90
<i>Wet room waterproofing</i>	98
<i>Façade protection and paints</i>	102
<i>Roofing membranes, roof waterproofing</i>	106
<i>Accessories</i>	115

119 *Index*

The information contained in this catalogue are non-binding and do not release persons in charge from their responsibility for the correct planning, application under consideration of the specific conditions of the construction site and for the final results of the construction process. The valid standards for testing and installation, acknowledged rules of technology as well as our technical guidelines have to be adhered to at all times.



KÖSTER: More than 30 years of waterproofing experience

KÖSTER BAUCHEMIE AG has specialized in waterproofing products and systems for decades. These systems protect and preserve buildings and structures worldwide.

Whether the subject is the restoration of historic buildings, waterproofing new buildings, restoration of masonry, waterproofing of wet basements, roofs or façades: with our comprehensive product range, we have the optimal solution.


Efficient and effective waterproofing – systems around the globe

KÖSTER waterproofing systems and products are applied worldwide. The headquarters with the main production facilities in Aurich, Germany and subsidiaries in Bulgaria, China, Croatia, India, Japan, the Netherlands, Poland, Portugal, Turkey, the UK and the USA supply the sales channels worldwide. A large network of agencies and distribution centers in Germany, Europe and overseas guarantees that KÖSTER products are where they are needed shortly after they are ordered.





Our experienced technical consultants support architects, building owners and applicators with advice and practical help.



Every product reflects state of the art technology and is subject to stringent quality controls.

Environmentally friendly products of the highest quality

The KÖSTER BAUCHEMIE AG invests a lot of time and effort in the research and development of new waterproofing systems and products. As a responsible manufacturer, the KÖSTER BAUCHEMIE AG places great value on preserving the environment by developing and producing environmentally friendly products through resource saving production.

Test certificates and regular monitoring by third party laboratories confirm the high quality of KÖSTER waterproofing systems.

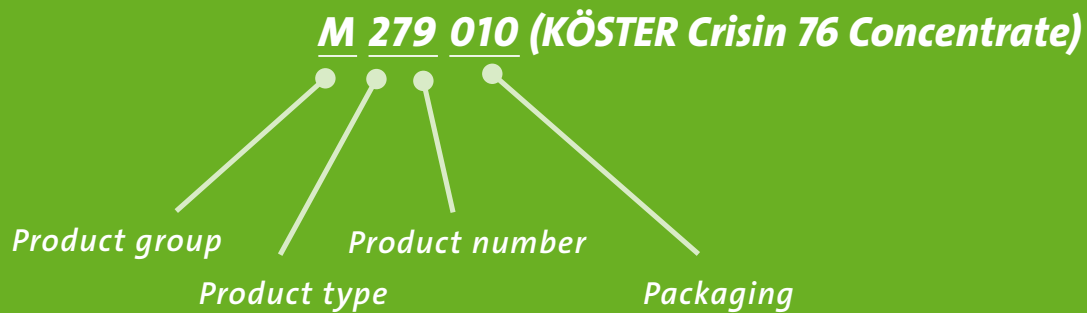


Your reliable partner in construction

The distribution of our products via technical consultants ensures that applicators receive the support they need in order to apply our products effectively and properly. Waterproofing material systems from KÖSTER – you can rely on them!

From professionals for professionals: Products from the KÖSTER BAUCHEMIE AG have been developed and produced to prove their value at all times during professional applications – optimized for on-site use and easy to apply with short, time saving application and curing times.

The article number system explained in brief:



The 2016/2017 edition of the Green Pages features a new article number system. Article numbers are now sorted according to field of application. As a result, product groups include complete systems for the respective field of application. For example, the product group “IN” (injection) not only includes injection resins but also associated injection packers, injection pumps, spare parts and tools. This makes finding products even easier.

Additionally, the Green Pages are no longer split into two parts with the first half covering fields of application and the second half composed of product descriptions. Instead, product descriptions and an overview of corresponding fields of application have been combined together and are separated by section. For instance, the first section, waterproofing, distinguished by a capital “W”, features all waterproofing products followed by fields of application in waterproofing such as external/internal basement waterproofing and the waterproofing of tanks and pipes.

The article numbers have the following structure:

M 279 010 (KÖSTER Crisin 76 Concentrate)

The M stands for “Masonry” and represents the field of application restoration of masonry and anti-mold systems. A complete list of all fields of application is listed on the following page.

M 279 010 (KÖSTER Crisin 76 Concentrate)

The first number (in the example “2”) indicates the type of product:

- 1 Primers / substrate preparation
- 2 Main products: Coating / paint / injection material

- 3 Finish / sealer
- 4 Broadcast / reinforcement
- 5 Mortars / sealing pastes
- 6 Plaster / Anti-mold boards
- 7 Additives
- 8 Waterproofing membranes
- 9 Tools / Accessories

M 279 010 (KÖSTER Crisin 76 Concentrate)

The following two numbers (in the example “79”) indicate the product number in each category.

M 279 010 (KÖSTER Crisin 76 Concentrate)

The last three numbers indicate the delivery form. For example, “010” means 10 ltr, or 10 kg., respectively.

An additional letter at the end indicates a further specification. For example, W 210 008 B (KÖSTER 21 B component).

In the case of roofing membranes, the article number is completely comprised from the product description:

The article number for the roofing membrane KÖSTER TPO 1.8 – 2.10m is RT 818 210 (Roofing TPO / “8” = waterproofing membrane / 18 = 1.8 / 210 = 2.10 m width). The standard color is light grey. Other colors are indicated by an additional letter (for example: RT 818 210 W stands for white).

Range of products

W **Waterproofing systems**

Basement, tank, and area waterproofing (page 8-34)

M **Masonry** (page 35-46)

IN **Injection systems**

Crack injection and crack repair systems (page 47-63)

C **Concrete protection and repair**

Concrete and mortar additives (page 64-71)

SL **Self leveling underlayments**

Self leveling mineral underlayments, floor patching materials, corresponding primers (page 72-76)

CT **Coatings**

Floor and corrosion protection coatings, moisture control systems (page 77-89)

J **Joint sealing**

Joint sealants, joint tapes (page 90-97)


B **Wet room waterproofing** (page 98-101)

P **Façade protection and paints** (page 102-105)

R **Roofing membranes, roof waterproofing** (page 106-114)

X **Accessories** (page 115-118)





***W Waterproofing System
Basement, tank, and area waterproofing***

W

KÖSTER Bitumen Primer



Solvent containing dust-binding bitumen primer. Suitable for KÖSTER KSK cold applied self adhesive waterproofing membranes and polymer modified bitumen thick film sealants. Suitable as bonding agent for old bitumen.

Article No. Packaging

W 110 010 10 l

Consumption: Approx. 150 - 200 ml / m²

KÖSTER Polysil TG 500



A primer for mineral substrates before waterproofing with cementitious waterproofing slurries. In case of masonry restoration the product is used during substrate preparation for restoration plaster systems in order to harden the substrate and immobilize salts.

M 111 001 1 kg
M 111 010 10 kg

Consumption: Approx. 0.1 - 0.25 kg / m² depending on substrate, strongly absorbent substrates may require more.

KÖSTER KSK Primer BL



Solvent-free primer for the application of KÖSTER KSK waterproofing membranes and KÖSTER Polymer Modified Bitumen Coatings above 5 °C. Strongly adhesive, based on emulsified bitumen with a high synthetic content.

W 120 015 15 kg

Consumption: Approx. 0.25 - 0.4 kg / m²

KÖSTER Bitumen Emulsion



Solvent-free, low viscosity bitumen emulsion with excellent adhesive properties. It can be used as a primer for KÖSTER KSK Membranes or KÖSTER Polymer Modified Bitumen Coatings or waterproofing, for example in concrete protection and external basement waterproofing.

W 190 030 30 kg

Consumption: Approx. 200 - 300 g / m² per coating

GOOD TO KNOW: Cleaning the surface

All coating residues, form work release oil and any other contaminants which might adversely affect the bonding have to be removed. The surface must be stripped down to its base structure (removal of residues and efflorescence). Depending on the case high pressure water jetting or sandblasting may be required.



KÖSTER 21



A multi purpose waterproofing product with excellent adhesion to dry and moist substrates.

KÖSTER 21 is a 2 component, solvent-free, liquid applied, elastic and crack bridging material. Due to its UV stability it is suitable for indoor and outdoor use. The white color reflects sunlight and reduces building surface temperatures. The fast curing coating is highly flexible, resistant to occasional foot traffic, aging, hydrolysis, UV-rays, frost, and salt. KÖSTER 21 seals against synthetic oils and aliphatic hydrocarbons with high boiling points (up to 2 bar). CE certification according to DIN EN 1504-2.



Consumption

Approx. 2.5 - 3.0 kg / m²

Article No.

W 210 020

Packaging

20 kg



Liquid roof waterproofing



Waterproofing balconies/terraces



Waterproofing on bitumen



Foundation waterproofing

KÖSTER KD 1 Base



Fast setting, mineral sealing slurry with high resistance against aggressive ground moisture and pressurized water. Used in combination with KÖSTER KD 2 Blitz Powder and KÖSTER KD 3 Sealer for the negative side waterproofing of mineral surfaces such as in internal basement waterproofing. The KÖSTER KD System stops flowing water and forms a permanent waterproofing layer on masonry and concrete.

Consumption: Approx. 1.5 - 2.5 kg / m²

Article No.

W 211 006

Packaging

6 kg

W 211 015

15 kg

**KÖSTER KD System:
W 211 + W 512 + W 313**

KÖSTER KD System



System package for the negative side waterproofing of mineral surfaces against pressurized water such as in internal basement waterproofing. The KÖSTER KD System stops flowing water and forms a permanent waterproofing layer on masonry and concrete. All components of the KÖSTER KD System combined in one package.

Consumption: KÖSTER KD 1 Base: approx. 1.5 - 2.5 kg / m²; KÖSTER KD 2 Blitz Powder: approx. 1.0 - 2.0 kg / m²; KÖSTER KD 3 Sealer: approx. 0.5 kg / m²

W 219 036

Package

KÖSTER CFR 1



Hot-applied, highly elastic rubber-bitumen sealing compound for waterproofing against pressurized water up to 50 bar. It can also be used as a hot-applied joint grout. Ductility up to 2000 %. For waterproofing all mineral, wooden and metal substrates.

Consumption: Approx. 1 kg / m²; per mm layer thickness

W 220 023

23 kg

KÖSTER
NB 1 Grey



Crystallizing mineral waterproofing against pressurized water (> 13 bar).

A sulphate-resistant waterproofing slurry suitable for positive and negative side waterproofing. A waterproofing made of KÖSTER NB 1 Grey possesses excellent pressure and abrasion resistance. Fields of application: Area waterproofing in new construction and restoration, e.g. waterproofing of basements and tanks. For the waterproofing of drinking water environments (tested according to DVGW and KTW guidelines). CE certification.



Consumption

Approx. 2 - 4 kg / m²

Article No.

W 221 025

Packaging

25 kg



Internal basement waterproofing



Civil engineering or urban planning



Infrastructure



Water tanks

KÖSTER
NB 2 White



White mineral coating for the waterproofing of mineral substrates. Waterproofing layers made of KÖSTER NB 2 are resistant to pressurized water, and possess a high pressure and abrasion resistance. For area waterproofing of new construction and restoration, for internal and external basement waterproofing.

Consumption: 3 - 5 kg / m²

Article No.

W 222 025

Packaging

25 kg

KÖSTER
NB 1 Fast



Fast setting, deep crystallizing mineral surface coating which is resistant against pressurized water. It is suitable for the fast positive or negative side waterproofing of masonry and concrete, for example in basements or water tanks.

Consumption: 1.5 - 4.0 kg / m²

Article No.

W 223 025

Packaging

25 kg

KÖSTER
NB Elastic Grey



For abrasion resistant waterproofing of concrete and masonry structures which are in danger of cracking. KÖSTER NB Elastic Grey is a 2-component system, bridges cracks up to 2 mm and is resistant to pressurized water. It is suitable for the waterproofing of balconies, terraces and crack bridging waterproofing of concrete elements, also under tiles. Radonproof.

Consumption: Approx. 3.6 - 4.5 kg / m²

Article No.

W 233 033

Packaging

33 kg

KÖSTER
NB Elastic White



For abrasion resistant waterproofing of visible concrete and masonry structures which are in danger of cracking. KÖSTER NB Elastic White is a white, 2-component system, bridges cracks up to 2 mm and is resistant to pressurized water. It is suitable for the waterproofing of balconies, terraces and the crack bridging waterproofing of concrete elements, also under tiles. Radonproof.

W 234 033 33 kg

Consumption: Approx. 3.6 - 4.5 kg / m²

KÖSTER
NB 4000



Bitumen free, polymer modified, mineral hybrid coating for the internal and external waterproofing of building structures.

NB 4000 cures reliably and quickly also in difficult ambient conditions. The material can be applied from + 2° C upwards, is resistant to rain after approx. 2 hours and can be exposed to pressurized water after 24 hours of curing time. KÖSTER NB 4000 is elastic, crack bridging and suitable for slightly moist and bituminous substrates. Fields of application: basements, foundation plates, masonry and the repair of mineral waterproofing layers.



Consumption	Article No.	Packaging
Approx. 3,1 - 4,2 kg / m ²	W 236 020	20 kg



External basement waterproofing



Moist substrates



Precast concrete production



Base waterproofing

KÖSTER
KBE Liquid Film



Solvent-free, highly elastic bitumen / rubber based sealing compound. For high quality external waterproofing of construction members in ground contact, such as basements. Also suitable for waterproofing under protective screed (so called sandwich waterproofing), crack bridging waterproofing of concrete floors, flat roofs and much more. Elongation: > 900 %.

W 245 006 6 kg
W 245 024 24 kg

Consumption: 1 - 2.5 kg / m²

KÖSTER
Bikuthan 2C



Solvent-free, crack-bridging, stable, two-component, polymer modified bitumen thick film sealant with polystyrene light fillers in accordance with DIN 18 195. Approved by the building authorities. For waterproofing construction members in ground contact such as basements.

W 250 028 28 l
W 250 504 18x28 l

Consumption: 4 - 6 l / m²

Article No. Packaging

KÖSTER
Bikuthan 1C



Single component, solvent-free, stable, elastic, polymer modified bitumen thick film sealant with polystyrene light fillers. Suitable for spray application. Resistant against pressurized water, bridges cracks up to 5 mm. For waterproofing construction members in ground contact such as basements.

W 251 030 30 l

Consumption: 4 - 6 l / m²

KÖSTER
Deuxan 2C



Polymer modified, fibrated bitumen thick film sealant (PMBC) for the secure waterproofing of building structures in accordance to DIN 18 195.

The material is two-component, crack bridging up to 2mm and resistant to pressurized water. KÖSTER Deuxan 2C is approved by the German building authorities and CE certified according to DIN EN 15814. Radonproof. Fields of application: External basement waterproofing, foundation plates, balconies and terraces, wet room waterproofing.



Consumption

Approx. 4 - 6 kg / m²

Article No.

W 252 032

Packaging

32 kg



External basement waterproofing



Floor slab waterproofing



Waterproofing against Radon



Can be spray applied

KÖSTER
Deuxan Professional



Two-component, compression-resistant, elastic, fibrated, polymer modified bitumen thick film sealant for the secure waterproofing of buildings in accordance with DIN 18 195, such as basements. Specially designed for spray application and therefore suitable for professionals.

W 256 032 32 kg

Consumption: 4 - 6 kg / m²

KÖSTER
KD 3 Sealer



Low viscosity silicifying liquid. The active ingredients penetrate deeply into the substrate and form water insoluble compounds. The pores are plugged and permanently waterproofed through continuing crystallization. Used in combination with KÖSTER KD 1 and KÖSTER KD 2 for the negative side waterproofing such as internal basement waterproofing. The KÖSTER KD System stops flowing water and forms a permanent waterproofing layer on masonry and concrete.

W 313 006 6 kg

W 313 012 12 kg

Consumption: approx. 0.5 kg / m²

**KÖSTER KD System:
W 211 + W 512 + W 313**

KÖSTER
BE Rainproof



Protects fresh bitumen coatings against rain. KÖSTER BE Rainproof is a liquid accelerator forming a water-repellent film on bitumen coatings.

W 330 005

5 kg

Consumption: Approx. 0.2 kg / m²

KÖSTER
Glass Fiber Mesh



Highly tear resistant mesh for the reinforcement of waterproofing layers especially in the case of pressurized water, areas in danger of cracking as well as connections, wall / floor junctions and fillets. Resistant to dislocation, alkalis, plasticizer-free.

W 411 033

100 m

W 411 100

100 m²

Particularly suitable for: KÖSTER KBE Liquid Film, KÖSTER Bikuthan 1C and KÖSTER Bikuthan 2C, KÖSTER Deuxan 2C and KÖSTER Deuxan Professional, KÖSTER BD 50.

KÖSTER
Flex Fabric



Highly flexible, tear-resistant fabric for the reinforcement of thin-layer waterproofing, especially in areas prone to cracking, penetrations or wall / floor connections. Finely woven, synthetic.

W 450 100

50 m²

Particularly suitable for: KÖSTER Dachflex, KÖSTER BD 50 and KÖSTER NB Elastic Grey, KÖSTER Elastic Roof and KÖSTER 21.

KÖSTER
BS 1 Bitumen Paste



Fibrated, solvent containing bitumen sealing compound with a permanent plasticizer. Suitable for the repair of bituminous waterproofing and for sealing the edges of cold applied self-adhesive waterproofing membranes. Fields of application include general repairs of bituminous waterproofings, wall connections, edges of basement waterproofing, or floor waterproofing.

W 501 005

5 l

Consumption: Approx. 1 l / m² per mm layer thickness

GOOD TO KNOW: PROTECTING THE WATERPROOFING LAYER

Backfilling of the construction pit and settlement of the ground over time are frequent sources of damage to the waterproofing layer. Usually the material used to backfill the construction pit does not consist of clean sand but contains coarse aggregates. During backfilling, these aggregates can be pushed into the waterproofing layer and damage it. As a result, the installation of a protective layer is essential. Protective layers ideally combine three functions: mechanical protection, drainage, and a decoupling or gliding layer. The KÖSTER SD Sheet 3-400 consists of three layers. The mechanical protection is provided by the main layer, a HDPE dimple sheet. Facing the soil, a fleece is attached to the dimples of the dimple sheet in order to maintain the drainage function. The third layer on the backside of the dimple sheet facing the waterproofing layer is a LDPE foil. This gliding layer between dimple sheet and waterproofing layer prevents damages due to backfilling or settling of the ground.



KÖSTER SD Protection and Drainage Sheet 3 - 400

KÖSTER KD 2 Blitz Powder



Active leakages can be stopped within a few seconds!

Highly reactive powder with an extremely short setting time. Used in combination with KÖSTER KD 1 Base and KÖSTER KD 3 Sealer for the negative side waterproofing of mineral surfaces such as internal basement waterproofing against pressurized water.

**KÖSTER KD System:
W 211 + W 512 + W 313**



Consumption

Approx. 1 - 2 kg / m²

Article No.

W 512 006

W 512 015

Packaging

6 kg

15 kg



Active leaks ...



... stopped ...



... in seconds!

KÖSTER Repair Mortar



Hydrophobic, pressurized water resistant mortar with special bonding agents suitable for fillets, repairs and as a barrier-plaster. When mixed with KÖSTER SB Bonding Emulsion it becomes a PCC Mortar.

Consumption: Approx. 1.8 kg / l void

Article No.

W 530 025

Packaging

25 kg

KÖSTER Repair Mortar Plus



Slightly expanding, hydrophobic, fast setting repair mortar which is resistant to pressurized water. When mixed with KÖSTER SB Bonding Emulsion it becomes a PCC Mortar.

Consumption: Approx. 1.8 kg / l void; Approx. 2.5 kg per meter of fillet

Article No.

W 532 025

25 kg

KÖSTER WP Mortar



Watertight, trowel applicable, fast setting mineral mortar for reprofiling surfaces and resistant to pressurized water when applied in a layer thickness of 4 mm. It cures quickly and is characterized by high pressure and abrasion resistance, high chemical resistance, and resistant against salts in the substrate. Drinking water certified.

Consumption: Approx. 1.8 kg / l void, 18 kg / m² per cm layer thickness

Article No.

W 534 025

25 kg

KÖSTER
Waterstop



Fast setting, slightly expanding plug and repair mortar. A strong-bond between existing substrate and the mortar is achieved. Suitable to permanently plug active water leakages.

W 540 015

15 kg

Consumption: Approx. 2 kg/l void

KÖSTER
SB Bonding Emulsion



Multi-purpose liquid plasticizing dispersion for use with all cement based mortars, plasters and sealing slurries. Solvent free, plasticizer and filler free. The product provides a plastifying effect, increases the elasticity and reduces the water absorption of mineral systems. It is waterproof after full cure. Typical field of application: as an additive for waterproofing with NB 1 Grey.

W 710 005

5 kg

W 710 010

10 kg

W 710 030

30 kg

Consumption: 10 - 25% of mixing water

KÖSTER
NB 1 Flex



Ready-mixed liquid for KÖSTER NB sealing slurries. The latex based dispersion KÖSTER NB 1 Flex has a plastifying effect, improves the adhesion to the substrate and prevents the premature drying out of the fresh slurry.

W 721 008

8 kg

Consumption: Approx. 8 kg for 25 kg KÖSTER NB 1 Grey and KÖSTER NB 2 White

KÖSTER
Fix-Tape 10 Alu



Self-adhesive sealing tape for the waterproofing of areas such as wall / floor junctions, wall and roof penetrations or for the repair of leaking gutters and downspouts.

W 810 015 AL

10 m

KÖSTER Fix-Tape 10 ALU is 1 mm thick, rubber / bitumen based with an aluminium foil laminated on the top-side.

KÖSTER
Fix-Tape 15 DS



Double sided cold applied self-adhesive synthetic / bitumen sealing membrane for the creation of custom detail waterproofing solution.

W 815 001 DS

20 m

W 815 004 DS

20 m

W 815 020 DS

20 m

The KÖSTER KSK DS 15 membrane does not require hot air or propane gas welding for its application. Due to its great flexibility it allows simple application even to difficult details.

KÖSTER
Butyl Fix-Tape Fleece



Cold applied self-adhesive tape for sealing the upper edges of KÖSTER KSK sealing membranes. KÖSTER Butyl Fix-Tape Fleece can be plastered over.

W 815 015 F 10 m

KÖSTER Butyl Fix-Tape Fleece 1.5 mm thick with a separating backing paper on the bottom side. The material is highly tear resistant, immediately waterproof and can be plastered over due to its fleece-laminated upper side. Priming before application of the KÖSTER Butyl Fix-Tape Fleece is not necessary.

KÖSTER
KSK ALU 15



Cold applied self-adhesive rubber / bitumen sealing membrane for the waterproofing of small, weather exposed areas such as roofs, garages or balconies. Applicable between + 12 °C and + 35 °C.

W 815 096 AL 19.2 m²

KÖSTER KSK ALU 15 is laminated with a reinforced aluminium foil on the top side. It does not require hot air or propane gas welding for its application, is vapor tight, waterproof, weather and UV resistant.

KÖSTER
Fix-Tape 15 SY



Cold applied self adhesive rubber / bitumen based waterproofing tape for sealing facade areas and windproofing window connections. Applicable between + 5 °C and + 30 °C. Highly flexible, crack bridging immediately water and rainproof. Double laminated with a highly tear resistant polyethylene foil. Material thickness 1.5 mm, available in 200 mm width.

W 815 020 20 m


KÖSTER
KSK SY 15



Cold applied self-adhesive rubber / bitumen waterproofing membrane according to DIN 18 195. Suitable for application from + 5 °C to + 30 °C. Fields of application include basements, foundation plates, balconies, terraces or on polystyrene elements. KÖSTER KSK SY 15 membranes do not require hot air or propane gas welding for application. It is highly flexible, immediately waterproof, crack bridging and resistant to driving rain. Suitable for application even on cold substrates. Radonproof. With a double laminated, highly tear-resistant polyethylene foil on top.

W 815 105 21 m²

KÖSTER
**Protection and
Drainage Sheet 3-400**



Green HD-PE based notched protection board which combines 3 functions in one product: (1) mechanical protection of the waterproofing layer (e.g. when backfilling the construction pit) according to DIN 18195, (2) decoupling of the waterproofing layer from any ground movement, (3) the hollow core leads seepage and backwater safely to the drainage.

W 901 030 30 m²

KÖSTER
Protection and
Drainage Sheet 3-250



Black HD-PE based notched protection board which combines 3 functions in one product: (1) mechanical protection of the waterproofing layer (e.g. when backfilling the construction pit) according to DIN 18195, (2) decoupling of the waterproofing layer from any ground movement, (3) the hollow core leads seepage and backwater safely to the drainage.

W 903 030 30 m²

KÖSTER
Rubber Hand Roller



For the safe application of KÖSTER KSK waterproofing membranes.

W 911 001 Piece

KÖSTER
Brush for Liquids



Special brush for the application of liquid materials, e.g. KÖSTER Dachflex, KÖSTER KD 3, etc.

W 912 001 Piece

KÖSTER
Brush for Slurries



Special brush with waved bristles for the application of materials with a paste-like consistency, e. g. KÖSTER NB Sealing Slurries, KÖSTER KD 1, etc.

W 913 001 Piece

KÖSTER
SD Edge Profile



Finishing profile for protection and drainage sheets. (black, t: 12 mm, l: 2 m, 11 holes, profile height: 82 mm).

W 970 001 Piece

KÖSTER
SD Fixing Element



Steel nails and mounting heads for the fixing of protection and drainage sheets.

Article No. **Packaging**

W 971 001 100
pieces per
package

KÖSTER
Peristaltic Pump



Electrical pump for spraying liquid and pasty, mineral, water, or bitumen based materials such as 1 and 2 component polymer modified bitumen thick film sealants, elastic and rigid waterproofing slurries, liquid membranes, and mortars.

W 978 001 Piece

KÖSTER
Service Box



Set of spare parts for the KÖSTER Peristaltic Pump.

W 979 001 Piece

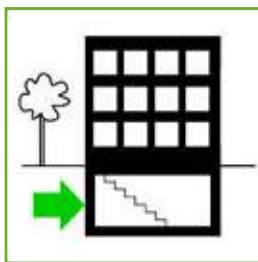
KÖSTER
Roofing Nails



For mechanically fixing cold applied self-adhesive waterproofing membranes.

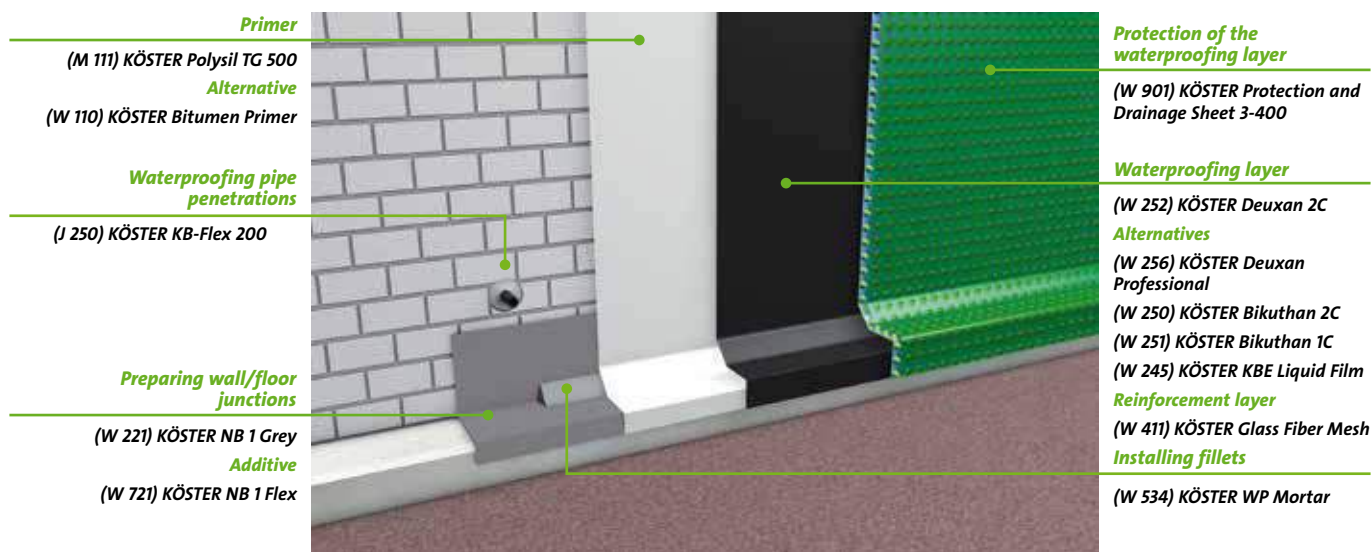
W 981 001 400
pieces per
package

External basement waterproofing



Wet basements can not be fully used and might endanger the integrity of the whole building. We offer a number of different methods for making basements permanently waterproof. From the outside the entire external wall is protected from water penetration by treating with polymer-modified thick film sealants, mineral sealing slurries or a cold self-adhesive waterproofing membrane. In repair cases the external waterproofing can be installed even from the inside of the basement. This method is called “curtain injection”.

External basement waterproofing with bitumen based waterproofing System



The use of bituminous products is a standard solution for the positive side waterproofing of basements. The systems are applied in a paste-like form and are therefore seamless. They are easy and safe to use and have crack bridging properties. On clean, solid, stable, gypsum free mineral substrates KÖSTER Polysil TG 500 is applied as a primer. This immobilizes salts present in the substrate and the substrate is solidified. When preparing to waterproof on top of old bituminous coatings KÖSTER Bitumen Primer is used.

Pipe and cable penetrations are sealed with the permanently plastic putty KÖSTER KB-Flex 200 and protected by a layer of KÖSTER KB-Fix 5. Alternatively these areas can be connected with a fillet of the respective thick film sealant or fitted with flanges.

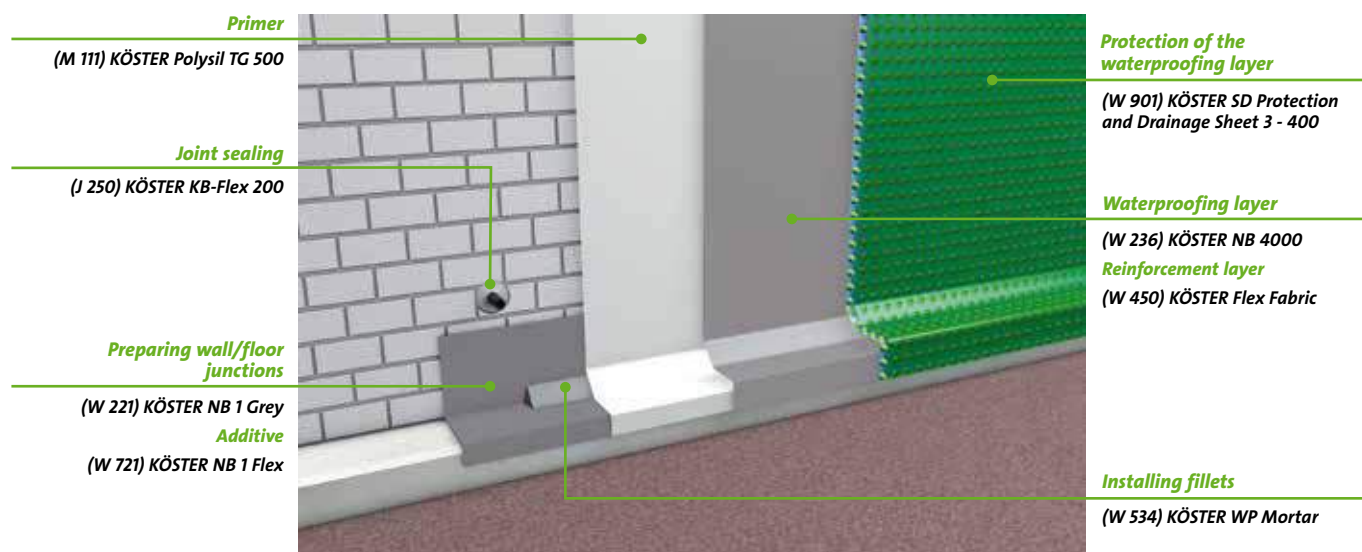
To protect against water creeping behind the lower waterproofing connections KÖSTER NB 1 Grey mixed with KÖSTER NB 1 Flex is applied first. To prevent stresses in the waterproofing, rounded fillets are installed in the wall / floor junctions.

The actual area waterproofing is achieved using KÖSTER Deuxan 2C in two layers applied by trowel. KÖSTER Deuxan Professional can be spray applied. To make manual application easier, use KÖSTER Bikuthan 1C or 2C. The addition of KÖSTER Glass Fiber Mesh is recommended in all thick film sealants and all applications. This allows for better control of the coating thickness and safely absorbs movement in the building.

Before backfilling the positive side waterproofing must be protected from mechanical damages and settling with KÖSTER SD Protection and Drainage Sheet.

Always adhere to the specifications in the respective Technical Data Sheets.

External basement waterproofing with mineral based waterproofing System



Mineral sealing slurries are especially robust waterproofing systems with extremely good adhesion to mineral surfaces. They are not affected by moist surfaces and become an integral part of the building structure on which they were applied. Mineral sealing slurries are paste-like and are applied seamlessly to the building element being waterproofed. They are easy and safe to apply and can be installed as rigid or crack bridging system.

On clean, solid, stable, gypsum free mineral substrates KÖSTER Polysil TG 500 is applied as a primer. This immobilizes salts present in the substrate and the substrate is solidified.

Pipe penetrations are waterproofed using KÖSTER KB-Flex 200 and sealed with KÖSTER KB-Fix 5. Alternatively these areas can be attached to the waterproofing using proper sleeves or flanges.

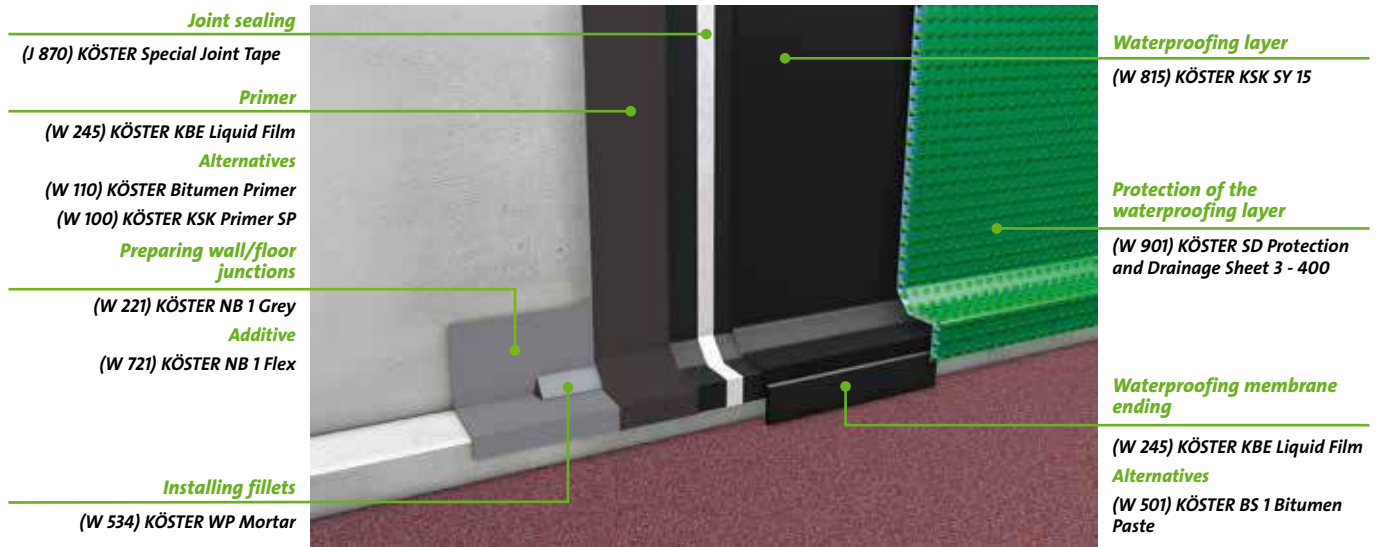
The actual area waterproofing is achieved using KÖSTER NB Elastic Grey or KÖSTER NB Elastic White in two layers. The installation of KÖSTER Flex Fabric is recommended between the KÖSTER NB Elastic layers to achieve an especially visco-plastic waterproofing

layer. In areas particularly in danger of water creeping behind the waterproofing such as wall-floor junctions, a substrate preparation with KÖSTER NB 1 Grey mixed with KÖSTER NB 1 Flex is applied. To avoid stresses in the elastic waterproofing, rounded fillets made of KÖSTER Repair Mortar are installed in interior corners.

Before backfilling the waterproofing is protected from mechanical damages and settling with KÖSTER SD Protection and Drainage Sheet.

Always adhere to the specifications in the respective Technical Data Sheets.

External basement waterproofing with cold self-adhesive waterproofing membranes



Exterior basement waterproofing with KÖSTER KSK cold applied, self-adhesive waterproofing membranes is fast, clean, and easy. No drying time, instantly watertight, with a tight control of consumption. Apply a primer coat of KÖSTER KBE Liquid Film on clean, solid substrates. In temperatures down to -10°C use water-free KÖSTER KSK Primer SP. Pipe penetrations are sealed using flanges cut to size from KÖSTER KSK Membranes. In areas especially in danger of water creeping behind the waterproofing such as wall-floor junctions, a substrate preparation with KÖSTER NB 1 Grey mixed with KÖSTER NB 1 Flex is applied. To avoid stresses in the elastic waterproofing, rounded fillets made of KÖSTER Repair Mortar are installed in interior corners.

The actual area waterproofing is generally done with KÖSTER KSK SY 15. It is applied crease free to the substrate. The membranes are overlapped 10 cm. Corners and connections are made according to the directions on the packaging and according to the Technical Data Sheets, and these areas are

covered with KÖSTER KBE Liquid Film. On vertical areas the top edge is mechanically fastened and these fasteners are also coated with KÖSTER KBE Liquid Film. In temperatures down to -10°C use KÖSTER KSK AW 15 instead of KÖSTER KSK SY 15. In this case the overlapped edges, corner details and mechanical fasteners are coated with KÖSTER BS 1 Bitumen Paste.

Before backfilling the waterproofing is protected from mechanical damage and settling with KÖSTER SD Protection and Drainage Sheet.

Always adhere to the specifications in the respective Technical Data Sheets.

External basement waterproofing with curtain injection



Pump

(IN 928) KÖSTER Gel Pump

Installing the packers

(IN 927) KÖSTER Distributor Lance
Alternatives

(IN 923) KÖSTER Injection Lance
(IN 924) KÖSTER Impact Packer
18 plus

Waterproofing layer

(IN 285) KÖSTER PUR Gel

Exterior basement waterproofing from inside the building? In the case of renovation it is not always possible to expose the exterior walls through excavation. For example, where the area to be excavated is built upon, traffic concerns impede the excavation, or the economic cost of excavation is deemed too high. In this case you would first think of an internal (negative side) basement waterproofing, but in some cases, such as in historical buildings or buildings with special architectural requirements, this may not be desirable.

In these cases a curtain injection with KÖSTER PUR Gel is possible: The resin is injected through the wall from the inside to the outside.

The resin reacts with water and binds it, resulting in a waterproof, elastic solid. The injection is carried out with a special two-component pump, KÖSTER

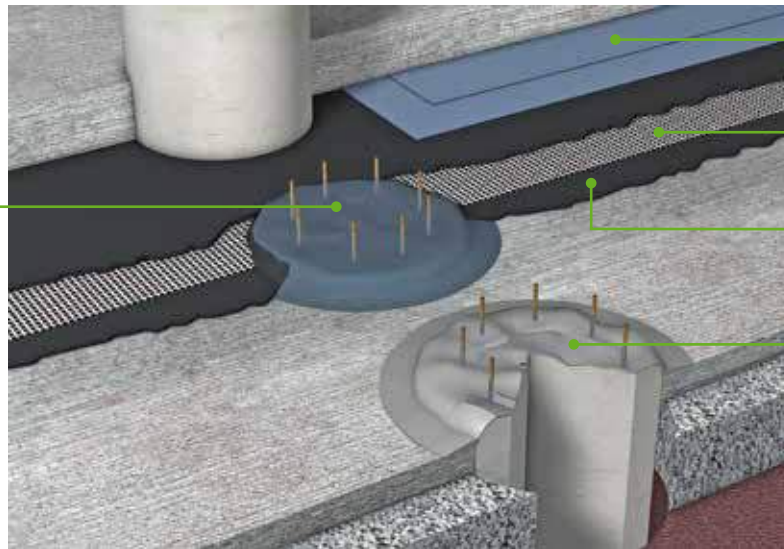
Gel Pump, and through patented KÖSTER Distributor Lances. The injection material is dispersed on the exterior wall and in a short time reacts to create a waterproofing layer. An alternative method is injecting KÖSTER PUR Gel into the building member itself. This so-called "area injection" is possible in porous or hollow building materials. In this case the KÖSTER PUR Gel also reacts with any water present to form a waterproof, elastic solid.

Always adhere to the specifications in the respective Technical Data Sheets.

Waterproofing of pile heads

Waterproofing of pile heads

(W 221) KÖSTER NB 1 Grey



Gliding Layer

Customary PE-Foil

Embedded mesh

(W 411) KÖSTER Glass Fiber Mesh

Waterproofing layer

(W 252) KÖSTER Deuxan 2C

Reprofiling

(W 530) KÖSTER Repair Mortar
+ (C 155/ C 255) KÖSTER Z1 / Z2

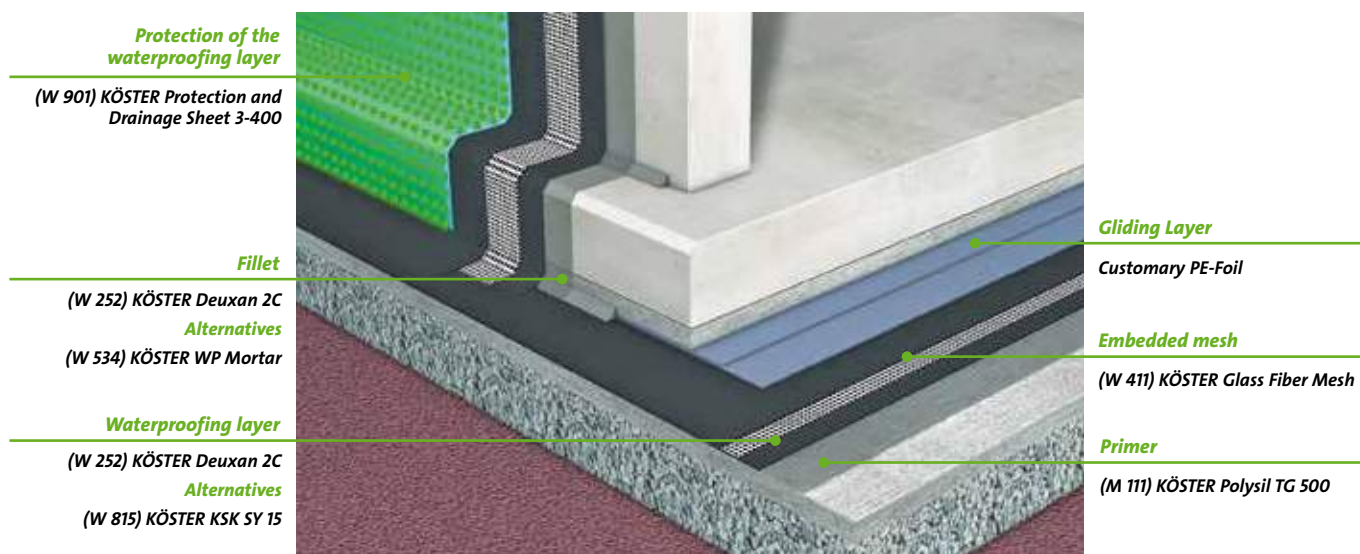
Damage in existing buildings is often caused by leaking pile foundations. Water can enter the building through the construction joints or it makes its way along the reinforcement steel. The waterproofing of pile heads must withstand heavy loads from the whole building and be easily connected to the area waterproofing.

Initially all non-load bearing materials and separating substances have to be removed from the surface of the pile head. After that, the surface has to be levelled and reprofiled with KÖSTER Repair Mortar. This re-profiling must also include the installation of a fillet adjacent to the pile head. KÖSTER NB 1 Grey is used to waterproof the pile head.

The waterproofing on top of the blinding layer is made with KÖSTER Deuxan 2C. Embed KÖSTER Glass Fiber Mesh into the fresh first layer. Before pouring the concrete for the floor slab a gliding layer consisting of two layers of customary PE-Foil is applied between the waterproofing and the concrete. Protect the waterproofing layer from mechanical damage when continuing with the application.

Always adhere to the specifications in the respective Technical Data Sheets.

Waterproofing under the foundation plate



A complete waterproofing system in a new construction includes waterproofing the floor slab. Compared to the application on top of the concrete slab, the installation of the waterproofing layer underneath the foundation plate keeps the foundation dry and the concrete provides a better thermal insulation.

First a primer such as KÖSTER Polysil TG 500 is applied to the clean, sound and solid substrate. KÖSTER Polysil TG 500 is a standard primer that locks existing salts into the substrate, hardens the substrate and provides a better bond between the waterproofing and the substrate.

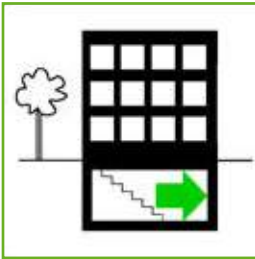
The main area waterproofing made of KÖSTER Deuxan 2C, is applied in two layers with KÖSTER Glass Fiber Mesh embedded in the fresh first layer.

It is generally recommended to embed the KÖSTER Glass Fiber Mesh between layers as it allows for easy control of the layer thickness and absorbs the forces created by movement in the building.

Before pouring the foundation plate, PE-Foil is installed in two layers to act as a gliding layer between the waterproofing material and the concrete. The waterproofing layer needs to be protected, e.g. by a layer of unreinforced concrete. The vertical waterproofing is connected to the side waterproofing layer underneath the foundation plate. A fillet made from KÖSTER Deuxan 2C is to be installed in the connection area or KÖSTER KSK Triangular Ribbon.


Always adhere to the specifications in the respective Technical Data Sheets.

Internal basement waterproofing



In a repair situation the basement can be waterproofed from the inside without excavating the soil around the building. This means that the basement is permanently waterproofed without the necessity of doing any sort of earthwork. This type of waterproofing is possible with KÖSTER Systems even when the wall has active leakages. Subsequently a diffusion open restoration plaster is applied after successful waterproofing.

Internal basement waterproofing on foundation plate with mineral system



Mineral waterproofing systems have the advantage of excellent bonding properties of the waterproofing material to mineral substrates. The bond between the individual waterproofing layers is excellent too. The longevity of such systems is ideally the lifetime of the building.

To avoid moisture rising through the wall due to capillary action, it is necessary to install a horizontal barrier beneath the wall made from KÖSTER NB 1 Grey (mixed with KÖSTER NB 1 Flex) or the crack bridging material KÖSTER NB Elastic.

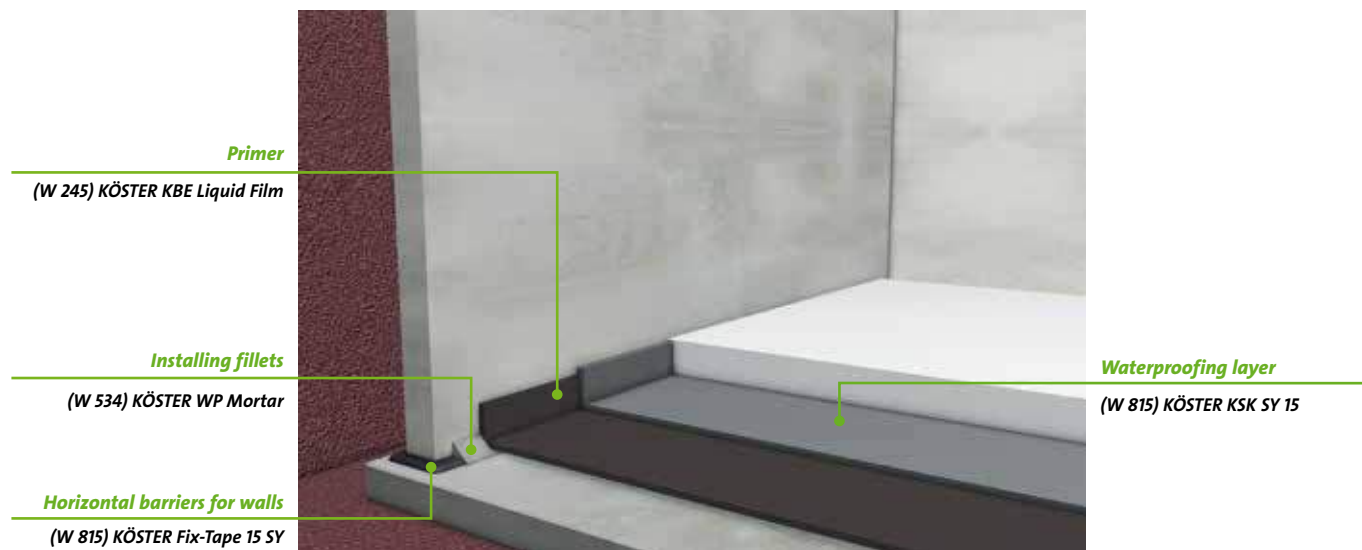
To harden the substrate the bottom slab is primed with KÖSTER Polysil TG 500. At the wall floor junction a fillet made from KÖSTER Repair Mortar plus is installed to prevent stresses in the subsequent waterproofing layers.

The area waterproofing is normally achieved with KÖSTER NB 1 Grey mixed with KÖSTER NB 1 Flex. For an extra fast application KÖSTER NB 1 "Fast" is the product of choice. In cases of pressurized water the waterproofing needs to be done with the KÖSTER KD System. KÖSTER SL Premium is ideal for protecting the surface.

Alternatively the crack bridging waterproofing products KÖSTER NB Elastic Grey, KÖSTER NB Elastic White or KÖSTER NB Elastic 1C White can be used to waterproof the floor slab.

Always adhere to the specifications in the respective Technical Data Sheets.

Internal basement waterproofing on the foundation plate with cold-adhesive waterproofing membranes



Fast, easy application without long waiting times can be achieved by waterproofing the floor slab with KÖSTER KSK cold applied, self-adhesive waterproofing membranes.

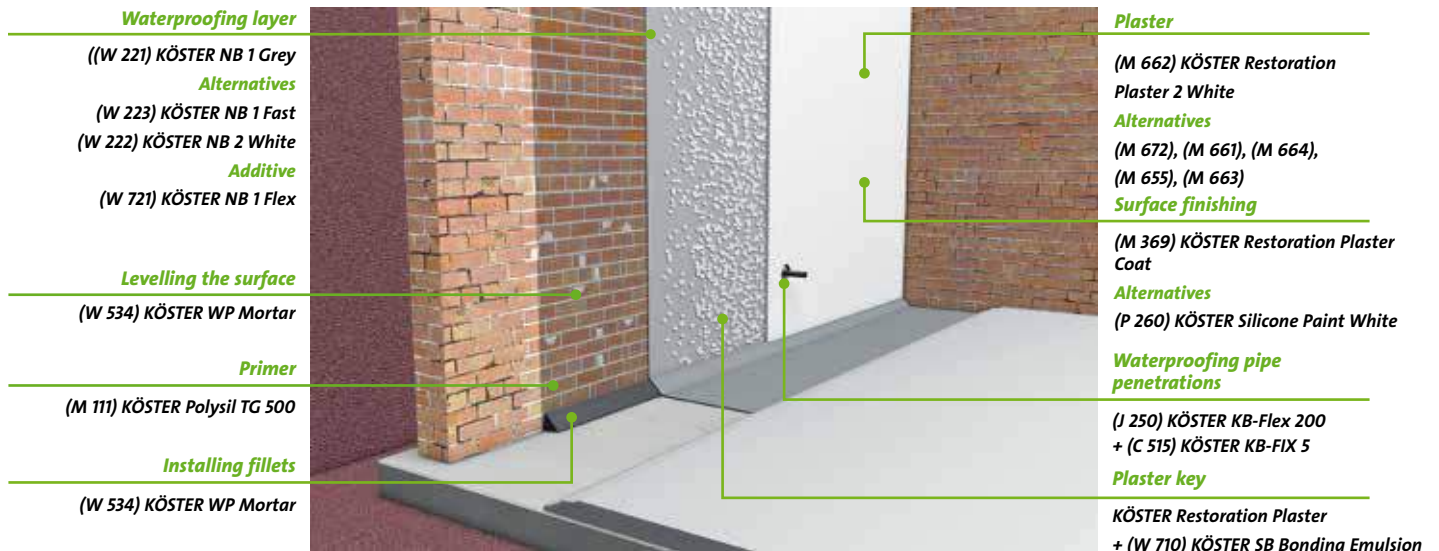
To avoid rising moisture, it is necessary to install a horizontal barrier underneath the wall with KÖSTER Fix-Tape AW 10 Elastic. At the wall floor junction a filled made from KÖSTER Repair Mortar plus has to be installed to prevent stresses in the subsequent waterproofing layers.

The priming is done with the solvent free KÖSTER KSK Primer BL. Standardly the primed surface of the floor slab is waterproofed with the cold applied, self adhesive waterproofing membrane KÖSTER KSK SY

15. Overlap the joints 10 cm. The applied KÖSTER KSK Membranes have to be protected from mechanical damage as work continues. It also needs to be connected to the vertical waterproofing of the adjacent walls.

Always adhere to the specifications in the respective Technical Data Sheets.

Internal basement waterproofing in case of ground moisture non pressurised and pressurised water



Retroactive waterproofing in existing buildings needs to be done with mineral waterproofing System. They have excellent bonding characteristics to mineral surfaces and also won't detach from wet and moist substrates.

The material is applied to substrates that have to be sound and solid as well as free from bond inhibiting agents. Older plaster coats have to be removed and joints raked out and all loose particles have to be removed. As primer, KÖSTER Polysil TG 500 is used. It hardens the substrate as well as reduces the mobility of salts. Masonry repair and the installation of a fillet at the wall-floor junction is done with KÖSTER Repair Mortar Plus.

KÖSTER NB 1 Grey is used as the waterproofing layer. For a faster installation use KÖSTER NB 1 "Fast". To harden the material, KÖSTER Polysil TG 500 is sprayed on top of the slurry. To get a lighter surface finish use KÖSTER NB 2 White for the final coating.

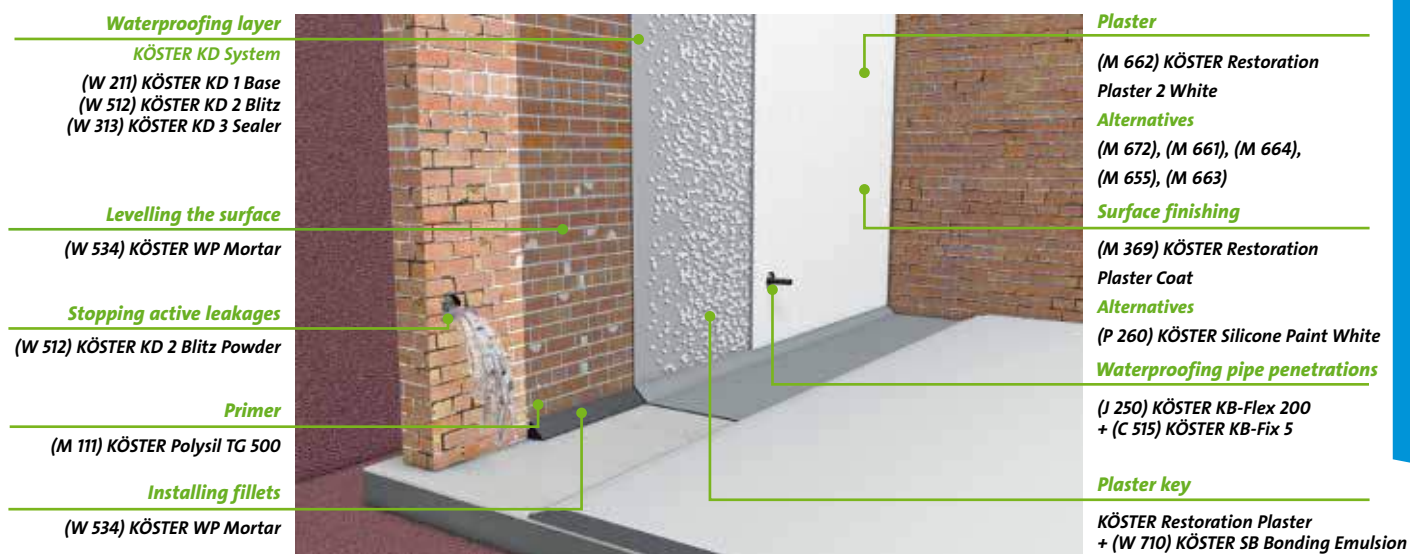
Pipe penetrations are waterproofed using KÖSTER KB-Flex 200 and sealed with KÖSTER KB-Fix 5. In the case of damage to basement walls caused by moisture generally KÖSTER Restoration Plaster should be applied. KÖSTER Restoration Plasters are specially designed for the restoration of masonry with high salt and moisture contents. KÖSTER Restoration Plasters help to dry out the wall and absorb remaining salts. They don't contain lime or gypsum,

are open to water vapor diffusion and create a healthy and comfortable room climate.

Before the application of the main plaster coat, a plaster key made from the chosen KÖSTER Restoration Plaster mixed with KÖSTER SB-Bonding Emulsion is applied to provide a larger surface area and ensure an optimal bond to the substrate. KÖSTER Restoration Plasters are available in different varieties (grey, white, fast and light). KÖSTER Restoration Plaster 2 White is often used in older buildings without subsequent painting. KÖSTER Fine Plaster creates a very smooth surface and can be applied when desired to meet architectural goals. KÖSTER Restoration Plasters can only be painted over with breathable (open to vapor diffusion) paints such as KÖSTER Silicon Paint White or KÖSTER MF1.

Always adhere to the specifications in the respective Technical Data Sheets.

Internal basement waterproofing in case of flowing water



A very difficult situation as the basement waterproofing has to be done from the inside but the water is actively entering the building. Often the only solution is the KÖSTER KD-System.

KÖSTER KD 2 Blitz powder is applied directly by hand to the active leakage. The powder reacts within a few seconds and forms a waterproof mortar. When the active leakages are stopped the waterproofing layer of KÖSTER KD 1 Base, KÖSTER KD Blitz powder and KÖSTER KD 3 Sealer can be applied.

The material is applied to substrates that have to be sound and solid as well as free of bond inhibiting agents. Older plaster coats have to be removed and joints raked out and all loose particles have to be removed. Generally the substrate is primed by prewetting. Repairs and the installation of the fillet at the wall-floor junction are done with KÖSTER Repair Mortar Plus.

KÖSTER KD 1 Base is applied as the waterproofing layer and is brushed onto the substrate. KÖSTER KD 2 Blitz Powder is rubbed onto the still wet surface, immediately creating a dry waterproofed layer. To harden and to strengthen this layer the third part of the system, KÖSTER KD 3 Sealer, is applied. To waterproof the Basement completely another two layers of KÖSTER KD 1 Base are applied over the first. Pipe penetrations are waterproofed with KÖSTER KB-Flex 200 Sealing Paste and plugged with KÖSTER KB-Fix 5.

In the case of damage to basement walls caused by moisture generally KÖSTER Restoration Plaster should be applied. KÖSTER Restoration Plasters are specially designed for the restoration of masonry with high

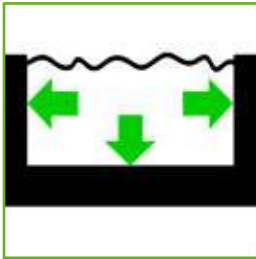
salt and moisture contents. KÖSTER Restoration Plasters help to dry out the wall and absorb remaining salts. They don't contain lime or gypsum, are open to water vapor diffusion and create a healthy and comfortable room climate.

Before the application of the main plaster coat, a plaster key made from the chosen KÖSTER Restoration Plaster mixed with KÖSTER SB-Bonding Emulsion is applied to provide a larger surface area and ensure an optimal bond to the substrate.

KÖSTER Restoration Plasters are available in different varieties (grey, white, fast and light). KÖSTER Restoration Plaster 2 White is often used in older buildings without subsequent painting. KÖSTER Fine Plaster creates a very smooth surface and can be applied when desired to meet architectural goals. KÖSTER Restoration Plasters can only be painted over with breathable (open to vapor diffusion) paints such as KÖSTER Silicon Paint White or KÖSTER MF1.

Always adhere to the specifications in the respective Technical Data Sheets.

Waterproofing tanks and pipes



Leaking sewage pipes in wastewater treatment plants lead to considerable damage which is often discovered very late. When restoring such damage it is important to mitigate the different types of damages with waterproofing systems which are specifically adapted to the need. The damage analysis reveals if locally limited waterproofing of the leakage is sufficient or if the entire area has to be protected from chemical attack.

Waterproofing tanks and pipes in sewage systems

<p>Stopping active leakages (W 540) KÖSTER Waterstop</p>		<p>Waterproofing shafts (C 590) KÖSTER Sewer and Shaft Mortar</p>
<p>Waterproofing sewers (W 221) KÖSTER NB 1 Grey</p>		<p>Waterproofing pipe couplings (IN 285) KÖSTER PUR Gel</p>
<p>Waterproofing masonry (W 221) KÖSTER NB 1 Grey Additive (W 721) KÖSTER NB 1 Flex</p>		<p>Crack injection (I/IN 201) KÖSTER 2 IN 1 Alternatives (IN 110) KÖSTER IN 1 + (IN 220) KÖSTER IN 2</p>
<p>Acid protection (C 280) KÖSTER PSM Alternatives (CT 280) KÖSTER CMC</p>		<p>Heavy duty surface protection (C 590) KÖSTER Sewer and Shaft Mortar</p>

Water treatment facilities like sewage treatment plants, sewers and shafts, or sewage water tanks made from concrete or masonry are exposed to a variety of stresses. The restoration of such facilities entails waterproofing, concrete repair, and concrete protection as well as protection against acids and abrasion. For this a wide range of materials are used.

KÖSTER Waterstop can be used to quickly waterproof small active leakages. The fast setting plug mortar swells slightly and closes the leakage instantly.

KÖSTER NB 1 Grey can be used for waterproofing on the positive and the negative side. KÖSTER Silicate Mortar is used for protection against acids. As an alternative, acid resistant tiles can be used which are bonded to the substrate with KÖSTER Silicate Adhesive. The jointing is done with KÖSTER Silicate Mortar. In this manner an acid and abrasion resistant surface is achieved.

The standard waterproofing for masonry is KÖSTER NB 1 Grey. In case of active leaks the KÖSTER KD System is applied.

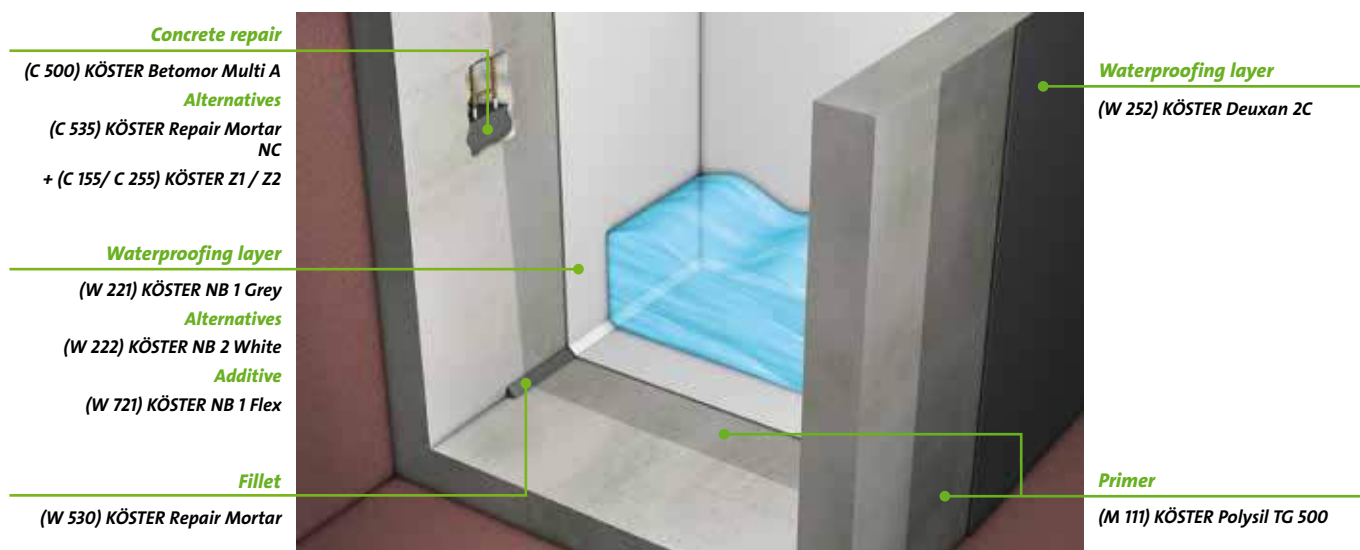
For restoring concrete or masonry damaged by acids, the substrate is to be mechanically cleaned until a solid, unburdened substrate is achieved. The substrate is then primed with KÖSTER Polysil TG 500. Reprofiling is done with KÖSTER Repair Mortar NC. On top of the reprofiling KÖSTER Silicate Mortar is applied as acid protection.

Shafts made from masonry and concrete must also be mechanically cleaned until a solid, unburdened substrate is reached. Reprofiling and levelling is done with KÖSTER Sewer and Shaft Mortar, which has been especially developed for this field of application. It bonds very well to damp substrates, can be applied easily, and sets quickly. KÖSTER Sewer and Shaft Mortar can even be applied under flowing water. Pipe connections are often a source of leaks in sewer systems. Retroactive waterproofing is sometimes difficult due to significant water pressure from the inside and the outside. KÖSTER PUR Gel is an ideally suitable injection material for such cases. It forms an elastic waterproofing layer around the leak. In this way pipe connections can be sealed quickly and permanently.

Elastic waterproofing of cracks is achieved with KÖSTER 2 IN 1. The material is injected in two steps: First in order to stop the water from flowing and secondly to close the crack elastically and permanently. In cases of strong water ingress KÖSTER IN 1 is used due to its faster reaction time. In order to seal the crack permanently the same crack has to be re-injected with the elastic resin KÖSTER IN 2.

Always adhere to the specifications in the respective Technical Data Sheets.

Waterproofing water tanks



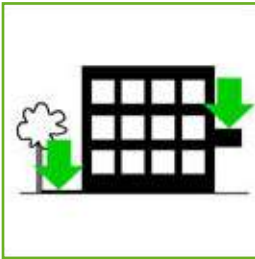
Concrete water tanks are waterproofed from the inside using KÖSTER NB 1 Grey or KÖSTER NB 2 White. KÖSTER NB 1 Grey is approved for use in drinking water environments.

The waterproofing is applied onto solid and prepared concrete substrates. The primer KÖSTER Polysil TG 500 increases the mechanical resistance of concrete surfaces and immobilizes salts present in the substrate. Smaller areas are repaired with KÖSTER Betomor Multi A. Larger areas can be restored and re-profiled with KÖSTER Repair Mortar NC. In the case of below grade tanks, the external side is waterproofed with a crack bridging coating, for example KÖSTER Deuxan 2C.

For waterproofing as well as for concrete repair, KÖSTER Polysil TG 500 is used as a primer in order to harden the concrete and prepare the substrate for the repair mortar.

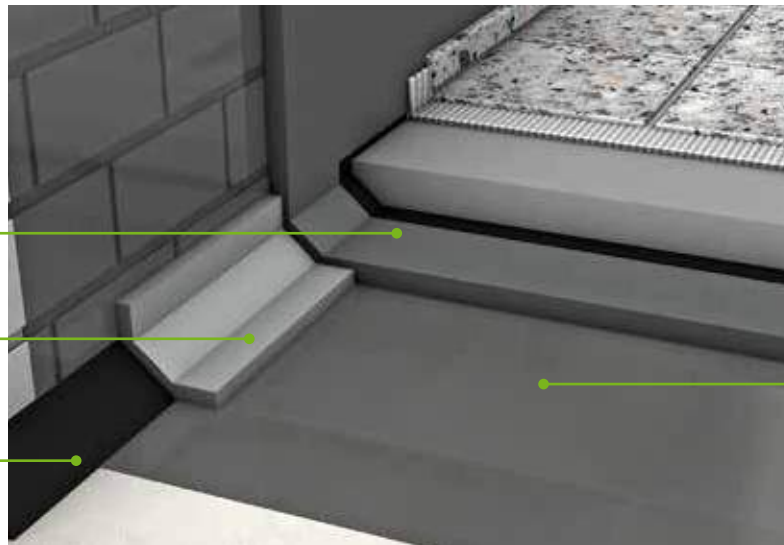
Always adhere to the specifications in the respective Technical Data Sheets.

Waterproofing balconies and terraces



This field poses the highest demands on waterproofing. It must be able to resist the weather, be waterproof and provide a certain structural stability. Also, outside the movements of the construction members are usually comparably large so that it is necessary to use a waterproofing system with high crack bridging capabilities.

Waterproofing of balconies and terraces with liquid applied bitumen based waterproofing systems



Waterproofing layer

(W 252) KÖSTER Deuxan 2C
(W 245) KÖSTER KBE Liquid Film

Reinforcement layer

(W 411) KÖSTER Glass Fiber Mesh

Fillet

(W 534) KÖSTER WP Mortar

Primer

(M 111) KÖSTER Polysil TG 500

Balconies and terraces are constantly exposed to rain, splash water and high temperature fluctuations. Therefore the waterproofing should always be crack bridging.

When working with liquid applied bituminous waterproofing the prepared and clean substrate is primed with KÖSTER Polysil TG 500. A rounded fillet made from KÖSTER WP Mortar is installed in wall-floor-junctions in order to protect the subsequent layers from damage caused by movement.

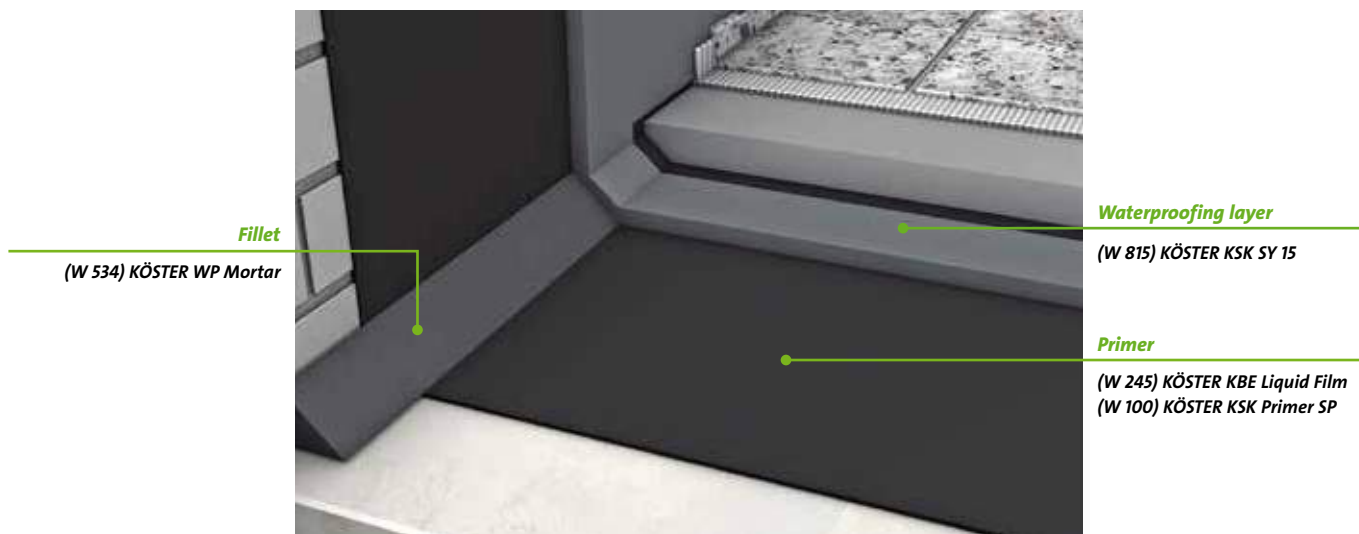
The waterproofing is carried out with a liquid applied coating in two layers. Ideally suitable is KÖSTER KBE Liquid Film. Alternatively the rubberized bitumen thick film sealant KÖSTER Deuxan 2C (4 – 6 mm)

can be applied. In the wall-floor-junction and areas in danger of cracking KÖSTER Glass Fiber Mesh is embedded into the fresh first waterproofing layer.

A screed protects the waterproofing against mechanical damage. A gliding layer consisting of 2 layers of PE-foil is installed under the screed.

Always adhere to the specifications in the respective Technical Guidelines.

Waterproofing of balconies and terraces with cold applied self adhesive membranes



A fast and easy method for waterproofing balconies and terraces is using the cold applied self adhesive KÖSTER KSK waterproofing membranes.

The solid and clean concrete substrate is primed with KÖSTER KBE Liquid Film which provides an excellent bond between the concrete and waterproofing layer. In case of temperatures below 0 °C the non water based KÖSTER KSK Primer SP is used.

A fillet in the wall-floor-junction can be easily installed by using the KÖSTER KSK Triangular Ribbon: Remove the protective foil, press into the primed corner, done! Alternatively, before priming the substrate a fillet made of KÖSTER WP Mortar is applied.

The standard area waterproofing is done with KÖSTER KSK SY 15. In case of temperatures below 0 °C KÖSTER KSK AW 15 is the material of choice. The waterproofing membranes are simply bonded onto

the prepared substrate and overlapped min. 10 cm on each side.

If the waterproofing is applied vertically onto a wall, the waterproofing membrane is mechanically fixed. Connections and overlaps are sealed with KÖSTER BS 1 Bitumen Paste. If the top end of the waterproofing is to be plastered, it can be covered with KÖSTER Butyl Fix-Tape Fleece.

A screed protects the waterproofing against mechanical damage. A gliding layer consisting of 2 layers of PE-foil is installed under the screed.

Always adhere to the specifications in the respective Technical Guidelines.

Waterproofing of balconies and terraces with mineral based waterproofing System



The mineral waterproofing of balconies and terraces is carried out with crack bridging KÖSTER NB Elastic (white or grey). This waterproofing is resistant to foot traffic and can be covered with tiles. It also bonds to damp substrates.

Before installing the waterproofing the substrate is hardened and prepared with the primer KÖSTER Polysil TG 500. Fillets are installed with KÖSTER WP Mortar. In the wall floor junction and all areas in danger of cracking KÖSTER Glass Fiber Mesh is embedded into the fresh first waterproofing layer.

Concrete repair work is done with KÖSTER Betomor Multi A. The concrete surface must be mechanically cleaned and a solid substrate achieved. Reinforcement steel has to be thoroughly cleaned from rust by sandblasting. In case of severe damage the reinforcement has to be strengthened.

Minor damages in the concrete surface can be levelled with KÖSTER C-Coat, and painting done with KÖSTER Silicone Paint White.

Always adhere to the specifications in the respective Technical Guidelines.



M Restoration of masonry

M

KÖSTER
Polysil TG 500



Primer for mineral substrates before waterproofing with cementitious waterproofing slurries and PMBCs.

In case of masonry restoration the product is used during substrate preparation for restoration plaster systems in order to harden the substrate and immobilize salts. Also suitable for the additional hardening of waterproofing slurries. KÖSTER Polysil TG 500 is a low viscous, substrate solidifying, hydrophobizing combination product on a polymer / silicate basis for the protection of mineral substrates. On salt containing and moist substrates, it causes a reduction of the pore volume and thereby prevents formation of salt efflorescence.



Consumption

Approx. 0.1 - 0.13 kg / m² depending on substrate
Approx. 0.2 - 0.25 kg / m² for hardening of slurries

Article No.

M 111 001
M 111 010

Packaging

1 kg
10 kg




Masonry primer



Concrete primer



Prevents salt efflorescence



Strengthens substrate

KÖSTER
Mautrol Borehole Suspension



Sulphate-resistant, solidifying mortar with silicifying properties for the filling of voids and cracks before the installation of a horizontal barrier. Due to the low viscosity the mortar penetrates into the finest voids and cracks. Low viscosity, flows easily. Particularly for use before the installation of horizontal barriers by pressurized injection.

Consumption: Approx. 1.6 kg / l void

Article No.

M 150 024

Packaging

24 kg

KÖSTER
Restoration Plaster Key Coarse



Fast, coarse plaster key with polymer additives for the substrate preparation of KÖSTER Restoration Plasters. Very good bonding also on very moist and highly salt burdened substrates.

Consumption: Approx. 4 - 6 kg / m²

Article No.

M 154 025

Packaging

25 kg

KÖSTER
Hydrosilicate Adhesive SK



KÖSTER Hydrosilicate Adhesive SK is used for gluing the butted boards and used as a spackle / plaster for the installed boards.

Consumption: Approx. 3 kg / m² (depending on the substrate)

Article No.

M 170 020

Packaging

20 kg

KÖSTER HSP-System:
M 170 + M 670

KÖSTER
Mautrol Liquid Sealant



Very thin fluid, deeply penetrating silicifying concentrate for waterproofing against rising damp (wicking moisture) in masonry. It reacts to water insoluble and water-repelling compounds which also have a solidifying and strengthening effect on the building material. Together with KÖSTER NB 1 Grey and KÖSTER Restoration Plasters it is suitable for the restoration of masonry.

Consumption: Approx. 0.1 kg / m per cm wall thickness per m wall

Article No.	Packaging
M 241 012	12 kg
M 241 036	36 kg
M 241 240	240 kg

KÖSTER
Mautrol Liquid Sealant Cartridge



Very thin fluid, deeply penetrating silicifying concentrate for waterproofing against rising damp (wicking moisture) in masonry. It reacts to water insoluble and water-repelling compounds which also have a solidifying and strengthening effect on the building material. Together with KÖSTER NB 1 Grey and KÖSTER Restoration Plasters it is suitable for the restoration of masonry.

Consumption: Approx. 0.1 kg / m per cm wall thickness per m wall

M 241 550	0.55 kg
-----------	---------

KÖSTER
Mautrol 2C



Can be applied in strongly moisture penetrated construction members for waterproofing against rising damp (wicking moisture) without previous drying. The material is applied by pressurized injection. Together with KÖSTER Restoration Plasters it is suitable for the restoration of masonry. KÖSTER Mautrol® 2C is a two-component, solvent-free, low viscous injection fluid on the basis of siliconates and esters and has a strengthening and solidifying effect on masonry.

Consumption: Approx. 0.15 kg / m per cm wall thickness

M 261 039	39.5 kg
M 261 262	262 kg

KÖSTER
Mautrol Flex 2C



2-component, solvent-free, water dilutable acrylic based injection liquid against rising damp (wicking moisture). Suitable for application even in very damp construction members without prior drying.

Consumption: Approx. 0.2 kg / m per cm wall thickness

M 262 020	20 kg
-----------	-------

KÖSTER
Crisin Cream



Injection cream based on resin / silane against rising damp (wicking moisture). KÖSTER Crisin Cream is resistant against any moisture / salt content.

Consumption: 12 cm wall thickness: Approx. 140 ml / m;
36 cm wall thickness: Approx. 510 ml / m

M 278 010	10 l
M 278 310	310 ml Cartridge

KÖSTER Crisin 76 Concentrate



Waterproofing against rising damp (wicking moisture), especially suitable in cases of high moisture and salt contents in the masonry.

Due to its low specific gravity (0.91 g / m³) and its low surface tension compared to water, KÖSTER Crisin 76 Concentrate displaces the water in the capillaries. After its full cure the material stays elastic, does not decay or decompose. KÖSTER Crisin 76 Concentrate is resistant against all ordinary aggressive media that occur in masonry (e.g. acids, bases, salts) during application and after curing.

**KÖSTER Suction Angle System:
M 279 + M 930 + M 963**



Consumption

Approx. 0.11 / m per cm wall thickness

Article No.

Packaging

M 279 200	200 ml Box
M 279 005	5 l
M 279 010	10 l
M 279 030	30 l



Simple installation



Also for thick walls



Successful over 25 years



Water insoluble

KÖSTER Fine Plaster



Finely textured thin layer plaster for smooth decorative surfaces on Restoration Plasters and mineral based substrates. It can be applied in layer thicknesses from 2-5 mm and is felt-floatable. KÖSTER Fine Plaster is hydrophobic, water, weather, and frost resistant. The surface is finely structured, closed, and can be finished with paint or wallpaper.

Consumption: 1.4 kg / m² per mm layer thickness

Article No.

Packaging

M 655 025	25 kg
-----------	-------

KÖSTER Restoration Plaster 1 Grey



Diffusion-open, salt-resistant restoration plaster. It can be applied manually or by machine. Very high porosity and hydrophobic properties. Prevents or reduces the formation of condensate.

Consumption: Approx. 12 kg / m² per cm layer thickness

Article No.

Packaging

M 661 000	40 x 25 kg
M 661 025	25 kg

GOOD TO KNOW: SALT IN MASONRY

Without a functioning horizontal barrier, water containing various salts can be transported into and through a wall through capillary action. These can have different sources such as de-icing salt, fertilizer, or even from the brick itself. When the salt containing water evaporates in the surface area of the wall, the salt remains in the wall or on its surface, leading to an increase of salt concentration. The salt crystallizes on the surface or in the pores of the building material. This process is characterized by directed growth, an increase in volume and high strength of the crystals. When salt crystals form in the pores of a building material over a longer period of time, a high crystallization pressure builds up. This eventually leads to the destruction of the pore. Once this process has proceeded far enough, the surface of the construction material becomes brittle and starts to fall off. We recommend KÖSTER Crisin 76 Concentrate, KÖSTER Polysil TG 500 and KÖSTER Restoration Plasters as the ideal system components to protect and repair masonry from salt damage.



Salt crystals on the surface

KÖSTER
Restoration
Plaster 2 White



Diffusion-open, salt-resistant, high compressive strength, white restoration plaster.

Due to its very high porosity and hydrophobicity it allows for a damage free drying and desalination of masonry, event at high salt contents. Prevents the formation of condensate and absorbs crystallizing salts. It can be applied manually or by machine. High compressive strength. Free of light fillers. For internal and external application. CE certified according to DIN EN 998-1. WTA certified.



Consumption	Article No.	Packaging
Approx. 12 kg / sqm per cm layer thickness	M 662 025	25 kg



Suitable for historical objects



On damp masonry



On salt burdened substrates



As well as for external use

KÖSTER
Restoration Plaster 2
Fast



White, fast setting restoration plaster. Diffusion-open, high compressive strength, water-repellent and ready for smoothing after 30 - 60 minutes. Free of light fillers.

Consumption: Approx. 12 kg / m² per cm layer thickness

Article No.	Packaging
M 663 030	30 kg

KÖSTER
Restoration Plaster 2
Light



White, water-repellent, hydrophobic, salt-resistant restoration plaster open to water vapor diffusion with a low specific gravity and high porosity.

Consumption: Approx. 9 kg / m² per cm layer thickness

Article No.	Packaging
M 664 025	25 kg

KÖSTER
Hydrosilicate Tapered
Board



The KÖSTER Hydrosilicate Tapered Board is a special designed board that prevents thermal bridges between the external and the internal walls or the ceiling. It is delivered in the size 500 x 380 x 60 to 20 mm.

Consumption: 5.26 Boards / m²

Article No.	Packaging
M 670 001	20 Pcs./ Box

KÖSTER HSP-System:
M 170 + M 670

KÖSTER
Hydrosilicate Board



Hydrophobic, fiber free, breathable, mineral based boards for the renovation of mold infested mineral based interior building materials. KÖSTER Hydrosilicate boards have a high resistance to aging, are insulative and non-flammable. KÖSTER Hydrosilicate boards are free of synthetic additives, regulate moisture, reduce condensate formation, and promote a healthy indoor climate.

Consumption: 4.54 Boards / m²

Article No. Packaging

M 670 008 8 Pcs. /
(50 mm) Box

M 670 016 16 Pcs./
(25 mm) Box

**KÖSTER HSP-System:
M 170 + M 670**

KÖSTER
Suction Angle



Plastic angle for the pressureless and material saving installation of horizontal barriers against rising damp (wicking moisture) with the KÖSTER Suction Angle System. Re-usable.

M 930 001 Piece

**KÖSTER Suction Angle System:
M 279 + M 930 + M 963**

KÖSTER
Installation Tool for
Capillary Rods



Assembly tool for an easy and fast installation of KÖSTER Capillary Rods.

M 931 001 Piece

KÖSTER
Extension for Crisin
Cream Cartridge



Length: 100 cm.

M 932 100 Piece

KÖSTER
KÖSTER Drill Hole
Cleaner



For cleaning drill holes before inserting the KÖSTER Capillary Rods.

M 933 001 Piece

KÖSTER
Capillary Rods



For pressureless and material saving installation of horizontal barriers against rising damp (wicking moisture) with the KÖSTER Suction Angle System. The patented KÖSTER Capillary Rod releases the injection liquid evenly and directly to the masonry, effectively bridging cracks and voids. No material is wasted in cavities.

Article No. **Packaging**

M 963 045 50 Pieces
(45 cm)

M 964 090 50 Pieces
(90 cm)

**KÖSTER Suction Angle System:
M 279 + M 930 + M 963**

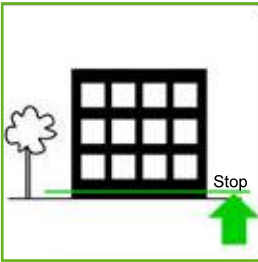
KÖSTER
Protimeter



For evaluating the surface moisture of construction members.

M 999 001 Piece

Horizontal barriers / Restoration of masonry



Rising moisture in masonry over a longer period of time can lead to considerable damage. Indications of this damage are salt efflorescence, flaking plaster, moist wallpaper and the formation of mold which can be harmful. KÖSTER horizontal barriers stop rising moisture in new construction and existing buildings, protecting the value and integrity of the building.

Horizontal barriers beneath rising walls



Horizontal barriers for walls

(W 810) KÖSTER Fix-Tape 15 SY

Alternatives

(W 233) KÖSTER NB Elastic Grey

(W 221) KÖSTER NB 1 Grey

+ (W 721) KÖSTER NB 1 Flex

Horizontal waterproofing beneath the walls in a new construction is required to avoid rising moisture due to capillary action in masonry or concrete.

For this application many KÖSTER products can be used. KÖSTER Fix-Tape 15 SY is a self adhesive waterproofing tape which is easy and fast to apply. Alternatively the waterproofing slurry KÖSTER NB 1 Grey (mixed with KÖSTER NB 1 Flex) or the crack

bridging waterproofing material KÖSTER NB Elastic Grey are used.

Always adhere to the specifications in the respective Technical Data Sheets.

Horizontal barriers with pressureless injection



Rising damp (or “wicking”) moisture is among the most frequently encountered causes of damage in masonry walls. The results are clearly identifiable through the spalling of plaster, damaged joints and bricks, and also through salt efflorescence and algae growth. Damage from rising damp can be avoided by the installation of a horizontal barrier.

The easiest and most successful KÖSTER system to use when installing a horizontal barrier in existing walls is the KÖSTER Suction Angle System with KÖSTER Crisin 76 Concentrate. KÖSTER Crisin 76 Concentrate is a very thin fluid resin which penetrates into the smallest capillaries in the building material and stops the capillary action permanently, it also has a hydrophobizing effect.

Boreholes are drilled with a regular spacing which depends on the wall thickness. KÖSTER Crisin 76 Concentrate is injected, without pressure, into the wall via the KÖSTER Suction Angle and the KÖSTER Capillary Rod which acts as a wick. The pressureless system uses the same capillary action which is the cause of rising damp. Thereby rising moisture is stopped with the aid of its cause. The big advantage of the KÖSTER Capillary Rod is that it doesn't waste material in cracks or voids. Only where the rod touches the wall of the borehole will the material be released.

In some cases, e.g. when the walls are only slightly damp, KÖSTER Mautrol Liquid Sealant can also be applied. Before the application an analysis of the moisture content and the salt content must be carried out.

In cases where damage is caused by rising damp the old plaster has to be removed from the wall. After the installation of the horizontal barrier the application of KÖSTER Restoration Plaster is required. KÖSTER Restoration Plaster allows the masonry to dry without damage. KÖSTER Restoration plasters are open to vapor diffusion and are hydrophobic. Salts remaining in the wall are absorbed by the KÖSTER Restoration Plasters so that salts do not effloresce to the surface and cause damage to the plaster or paint.

KÖSTER Restoration Plasters are available in different varieties (grey, white, fast and light). KÖSTER Restoration Plaster 2 White is often used in older buildings without subsequent painting. KÖSTER Fine Plaster creates a very smooth surface and can be applied when desired to meet architectural goals. KÖSTER Restoration Plasters can only be painted over with breathable (open to vapor diffusion) paints such as KÖSTER Silicon Paint White or KÖSTER MF 1.

Always adhere to the specifications in the respective Technical Data Sheets.

Horizontal barriers with pressure injection for voidless masonry



The installation of a horizontal barrier via pressurized injection is fast and effective. When it is possible to ensure that the wall is free of cracks or voids, the horizontal barrier can be installed with a pressurized injection system. Cracks and voids which become apparent during the drilling process can be filled with KÖSTER Borehole Suspension. After filling, the borehole is re-drilled.

Suitable injection liquids for this kind of application are KÖSTER Mautrol 2C and KÖSTER Mautrol Flex 2C. Two component materials have a faster setting time which results in quicker blocking of the capillaries.


In cases where damage is caused by rising damp the old plaster has to be removed from the wall. After the installation of a horizontal barrier the application of KÖSTER Restoration Plaster is required. KÖSTER Restoration Plaster allows the masonry to dry without damage. KÖSTER Restoration plasters are

open to vapor diffusion and are hydrophobic. Salts remaining in the wall are absorbed by the KÖSTER Restoration Plasters so the salts do not effloresce to the surface and cause damage to the plaster or paint.

KÖSTER Restoration Plasters are available in different varieties (grey, white, fast and light). KÖSTER Restoration Plaster 2 White is often used in older buildings without subsequent painting. KÖSTER Fine Plaster creates a very smooth surface and can be applied when desired to meet architectural goals. KÖSTER Restoration Plasters can only be painted over with breathable (open to vapor diffusion) paints such as KÖSTER Silicon Paint White or KÖSTER MF 1.

Always adhere to the specifications in the respective Technical Data Sheets.

Restoration of masonry with restoration plasters



When masonry is just slightly damp often a renovation using KÖSTER Restoration Plasters is enough to dry the wall and stop damage from occurring. In this case the old plaster has to be removed from the wall and the joints raked out. All loose particles have to be removed to provide a stable and absorptive, open pored surface. For best results, prime with KÖSTER Polysil TG 500 prepares the masonry for the application of KÖSTER Restoration Plaster. KÖSTER Polysil TG 500 hardens the substrate as well as reduces the mobility of salts. Masonry repairs are carried out with KÖSTER WP Mortar.

Before the application of the main plaster coat, a plaster key made from the chosen KÖSTER Restoration Plaster mixed with KÖSTER SB-Bonding Emulsion is applied to provide a larger surface area and to ensure the best possible bond to the substrate. KÖSTER Restoration Plaster allows the masonry to dry

without damage. KÖSTER Restoration plasters are open to vapor diffusion and are hydrophobic. Salts remaining in the wall are absorbed by the KÖSTER Restoration Plasters so that salts do not effloresce to the surface and cause damage to the plaster or paint.

KÖSTER Restoration Plasters are available in different varieties (grey, white, fast and light). KÖSTER Restoration Plaster 2 White is often used in older buildings without subsequent painting. KÖSTER Fine Plaster creates a very smooth surface and can be applied when desired to meet architectural goals. KÖSTER Restoration Plasters can only be painted over with breathable (open to vapor diffusion) paints such as KÖSTER Silicon Paint White or KÖSTER MF 1.

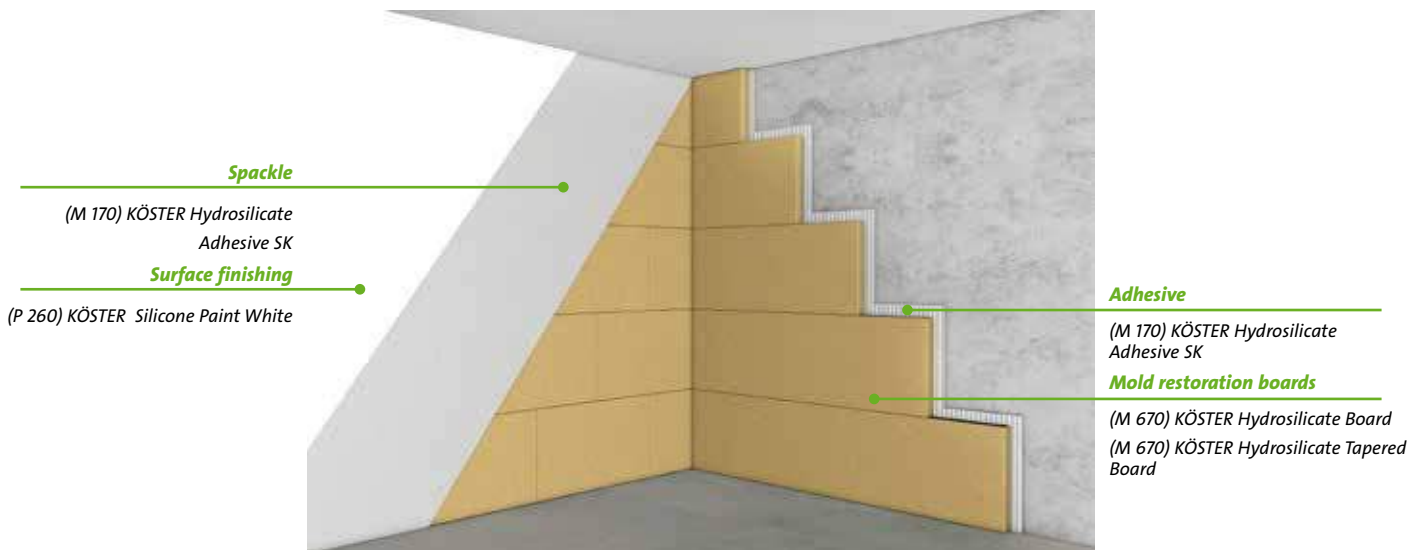
Always adhere to the specifications in the respective Technical Data Sheets.

Anti-Mold System



Mold in living areas is caused by moisture penetration and thermal bridges and can cause serious health problems as the mold releases spores into the air which are then inhaled by the inhabitants. A special Anti-Mold System – which functions on a purely physical basis and which is free of fungicidal toxins provides a permanent protective coating on which mold cannot grow.

Mold Remediation with KÖSTER hydrosilicate boards



Due to health reasons alone, living and storage spaces should be free of mold. The KÖSTER Hydrosilicate Board System fights mold without the use of toxins. Based on a pure physical functionality, KÖSTER Hydrosilicate Boards stops mold in its tracks. Due to its thermal insulating effect, it acts as a moisture control, helps reduce the formation of condensation, and provides a pleasant living environment. The presence of high alkalinity and a permanent dry surface prevent the undesirable growth of mold.

Old wall coverings and bond inhibiting substances such as wallpaper, gypsum residues, paint or insulation must be completely removed. Absorbent substrates are primed with KÖSTER Polysil TG 500. Irregularities and holes in the surface smaller than 5 mm can be levelled with KÖSTER Hydrosilicate Adhesive SK. Larger surface defects

can be repaired using KÖSTER Repair Mortar mixed with 20% KÖSTER SB Bonding Emulsion added to the mixing water. Apply the system only after the substrate leveling has completely cured. For gluing, KÖSTER Hydrosilicate Adhesive SK is fully and completely applied to the substrate. The KÖSTER Hydrosilicate Boards are cut to the desired size using a hand saw and are pressed to the wall. After the boards have been installed, bead of KÖSTER Hydrosilicate Adhesive SK is applied along edges of the boards to make sure that the joints are fully filled. Subsequently, the whole area is plastered with a layer of KÖSTER Hydrosilicate Adhesive SK.

All successive paints must be open to vapor diffusion, such as KÖSTER Silicone Paint White.

Always adhere to the specifications in the respective Technical Data Sheets.



IN *Injection Systems*

Crack injection and crack repair systems

IN

KÖSTER
IN 1



Water activated hydrophobic PU injection foam. The material only reacts when it comes in contact with water and immediately forms a stiff, waterproof polyurethane foam. Volume expansion up to 30 times. Free of solvents and fillers, resistant to hydrolysis. Fields of application: waterproofing water bearing cracks in concrete and masonry.

IN 110 001	1 kg
IN 110 005	5.5 kg
IN 110 027	27.5 kg

Consumption: Approx. 0.1 kg / l void

KÖSTER
2 IN 1



2 products in 1: PU Injection resin for dry and water bearing cracks, two component, solvent-free.

The specialty: KÖSTER 2 IN 1 forms an elastic foam when coming into contact with water which pushes the water out of the crack. If no water is present the material forms an elastic solid body resin and permanently seals the crack. Fields of application: waterproofing of water bearing and permanently sealing dry cracks in masonry and concrete.



Consumption

Approx. 0.1 kg / l void (foam)
Approx. 1.1 kg / l void (solid resin)

Article No. Packaging

IN 201 001	1 kg
IN 201 005	5 kg
IN 201 025	25 kg



For water bearing cracks



Forms foam in wet cracks



For dry cracks



Forms resin in dry cracks

KÖSTER
IN 2



Elastic PU injection resin. For permanently waterproofing cracks and joints. It is designed to withstand continuous contraction and expansion and is therefore ideal for the repair of moving cracks. Also suitable for slightly damp cracks. Viscosity approx. 200 mPa.s. In combination with KÖSTER IN 1 for the permanent, elastic sealing of water bearing cracks and joints. Without pre-injection for the sealing of dry cracks, joints and voids.

IN 220 001	1 kg
IN 220 008	8 kg
IN 220 040	40 kg

Consumption: Approx. 1.1 kg / l void

KÖSTER
IN 3



Viscoplastic 2- component PU injection resin for the restoration of structural strength in cracks and joints. Solvent free, low viscosity. Compressive strength >80 N/mm², tensile strength 14 N/mm². Fields of application: In combination with KÖSTER IN 1 for the permanent sealing and bridging (where structural strength is required) of water bearing cracks and joints in concrete. It can be used without pre-injection for closing dry cracks and joints.

IN 230 001	1 kg
IN 230 008	8 kg

Consumption: Approx. 1.1 kg / l void

KÖSTER KB-Pox IN



Low viscous injection resin for crack injection.

Due to its high rate of penetration into porous substrates and its excellent adhesion to concrete, stone, masonry and metal, KÖSTER KB-Pox IN permanently seals and bridges cracks as well as joints and restores structural integrity. KÖSTER KB-Pox IN does not contain any fillers or softeners and thereby sedimentation is avoided. Fields of application: Suitable for the restoration of structural bonding in cracks and joints. Without pre-injection KÖSTER KB-Pox IN can, without any prior injection, be used for filling and closing dry, damp and wet cracks, joints and voids.



Consumption

Approx. 1 kg / l void

Article No.

IN 231 001
IN 231 006

Packaging

1 kg
6 kg



Penetrates into very fine cracks



Suitable for moist cracks



Suitable for wet cracks



Crack stitching

KÖSTER IN 4



Solvent free, flexible, extremely low viscosity polyurethane for elastically sealing very fine cracks and construction joints in building structures. Due to its low viscosity and long pot life it is especially suitable for injection via injection hoses. KÖSTER IN 4 acts passively when coming into contact with steel or iron, so that corrosion protection is achieved. Fields of application: waterproofing of fine cracks, construction joints, hose injection, or for solidifying porous building structures.

Consumption: Approx. 1.1 kg / l void

Article No.

IN 240 010

Packaging

10 kg

KÖSTER IN 5



Very low viscosity, 2-component elastic PU injection resin. For permanently and elastically sealing dry, moist and waterbearing cracks and joints in concrete. Very low viscosity, (at 25 °C approx. 70 mPa · s).

Consumption: Approx. 1.1 kg / l void

Article No.

IN 250 010
IN 250 025

Packaging

10 kg
25 kg

KÖSTER IN 7



Viscoplastic, water activated PU injection foam. Reacts only when in contact with water and spontaneously forms a compact, viscoplastic, waterproof polyurethane foam which is able to follow crack movements. Volume expansion up to 30 times. Free of solvents and fillers. Fields of application: single-step waterproofing of water bearing cracks without the subsequent injection of a solid body resin.

Consumption: Approx. 0.1 kg / l void

Article No.

IN 270 001
IN 270 005
IN 270 027

Packaging

1 kg
5.5 kg
27.5 kg

KÖSTER
PUR Gel



Reacts with water and can bind up to ten times its own weight in water. Oakum soaked in KÖSTER PUR Gel can be an elegant method for solving difficult active water ingress problems in pipes, joints, and cavities. It is often used where large amounts of free water must be bound.

Article No. **Packaging**

IN 285 002 2.5 kg
IN 285 025 25 kg
IN 285 210 210 kg

Consumption: Depends on the field of application.

KÖSTER
Injection Gel G4



Low viscosity acrylic gel for curtain injection and area injection of masonry. Water based, elastic gel with a very low starting viscosity after initial mixing. It is capable of binding water during gelation. The swelling ability after full curing allows a 10% uptake of additional water into the gel structure. Due to the low starting viscosity it can be injected into fine substrate pores. Drinking water certification.

IN 290 021 21.4 kg
IN 290 214 214 kg
IN 290 070 1.070 kg

Consumption: Depends on the field of application.

KÖSTER
Micro Grout 1C



Injection grout for the restoration of structural strength in cracks or voids in masonry and concrete. KÖSTER Micro Grout 1C possesses a high compressive strength, is shrink free, and does not show sedimentation during its pot life. Fields of application include crack injection also in overhead areas, filling of voids, as well as the grouting of masonry anchors.

IN 295 024 24 kg

Consumption: Approx. 1.6 kg / l void

KÖSTER
PUR Cleaner



Cleaning agent for the removal of fresh polyurethane. Suitable for cleaning tools, e. g. the KÖSTER 1C Injection Pump after injecting KÖSTER Injection Resins. Based on special solvents.

IN 900 010 10 l

Consumption: as needed

KÖSTER
Impact Packer 12



Plastic packer with cone-head fitting and non-return valve for low-pressure resin injection.

IN 903 001 500 Pieces
(12 x 70 mm)

KÖSTER
Impact Packer 18 Plus

Plastic packer with non-return valve for the low-pressure injection of resins and gel.

Article No. IN 904 001
Packaging 500 Pieces
(18 x 110 mm)



KÖSTER
Drive in aid for Impact Packer 12

Plastic cylinder for installing impact packers.

Article No. IN 907 001
Packaging Piece



KÖSTER
Impact Packer 18 Adapter

Adapter for connecting KÖSTER Impact Packers 18 and KÖSTER Impact Packers 18 Plus.

Article No. IN 908 001
Packaging Piece



KÖSTER
Lamella Impact Packer

A modular impact packer for the injection of injection grouts, gel, and injection resins. Depending on the application it can be expanded with a slip-on non-return valve. Drillhole diameter 18 mm. Patented.

Article No. IN 909 001
Packaging 500 Pieces
(18 x 112 mm)



Valve for the KÖSTER Lamella Impact Packer.

Article No. IN 910 001
Packaging 500 Pieces

KÖSTER
Drive in aid for Lamella Packer

Plastic cylinder for installing KÖSTER Lamella Packer.

Article No. IN 911 001
Packaging Piece



KÖSTER
Superpacker



Particularly suitable for pressure injections. The KÖSTER Superpacker provides a very high contact pressure to the borehole due to the cone-shaped center of the tightening mechanism. Four fins and two ridges on the rubber gasket prevent rotation during tightening and facilitate the optimal fixation of the packer in the borehole. It has a firmly mounted cone-head fitting for pressure injection and is galvanised.

Article No.	Packaging
IN 912 001 (10 x 85mm)	100 Pieces
IN 913 001 (10 x 115 mm)	100 Pieces
IN 914 001 (13 x 85 mm)	100 Pieces
IN 915 001 (13 x 115 mm)	100 Pieces

KÖSTER
One-day-site Packer



Allows injection work to be completed in one day. The screw packer for pressure injection has a firmly mounted cone-head fitting and two non-return valves. Immediately after injecting, that part of the port which protrudes from the wall can be unscrewed and removed. The central part of the port stays in the wall sealing the borehole so that no injection material can flow out of the borehole even under high pressure. The borehole can then be closed immediately after injection.

IN 921 001 (13 x 90 mm)	100 Pieces
IN 922 001 (13 x 120 mm)	100 Pieces

KÖSTER
Injection Lance



Injection lance with pan-head fitting for gel injections.

IN 923 001 (18 x 300 mm)	25 Pieces
IN 924 001 (18 x 550 mm)	25 Pieces

KÖSTER
Distributor Lance



Injection lance with pan-head fitting for gel curtain injections and a guide bar for the lateral distribution of the injection material. German patent, European patent.

IN 925 001 (18 x 300 mm)	25 Pieces
IN 926 001 (18 x 580 mm)	25 Pieces

*** Optional: All packers can also be delivered with loosely mounted cone-head fittings or pan-head fittings.**

KÖSTER Gel Pump



2 component injection pump specially designed for KÖSTER PUR Gel.

The electrical pump allows for a stageless adjustable mixing ratio (gel : water) and is operated by a pressure of approx. 15 bar. The maximum delivery rate is approx. 2.5 l / min. Technical data: Operating pressure approx. 15 bar, electrical connection 230 V, 50 Hz, Static suction lift 2 m, capacity of the material hopper approx. 6 kg PUR Gel.



Technical Data		Article No.	Packaging
Operating pressure	Approx. 15 bar	IN 928 001	Piece
Electrical connection	230 V, 50 Hz		
Static suction lift	2 m		
Material Hopper	Approx. 6 kg PUR Gel		



Curtain injection



Surface injection



Water-bearing joints



Steplessly adjustable

Accessories list for the KÖSTER Gel Pump

KÖSTER Water Hose



Length: 5 m

IN 928 002

Piece

KÖSTER Gel Hose



Length: 5 m

IN 928 003

Piece

KÖSTER Manometer



40 bar

IN 928 004

Piece

KÖSTER Mixhead



IN 928 005

Piece

KÖSTER Injection Whip



Length: 300 mm

IN 928 006

Piece

KÖSTER Slide Coupling



Connection M10 x 1

IN 928 007

Piece

KÖSTER Swivel-joint



Connection between injection whip and slide coupling. Length 300 mm, connection M10 x 1

IN 928 008

Piece

KÖSTER 1C Injection Pump



1 component injection pump for KÖSTER Injection Resins (foams and resins).

The electrical pump is suitable for high and low pressure injections in cracks or voids. Operating pressure can be adjusted from 0 - 200 bar. The maximum delivery rate is approx. 2.2 l / min. Technical data: Operating pressure approx. 0 -200 bar, electrical connection 230 V, 2,25 A, 50 Hz, motor performance 0,75 kW, capacity of the material hopper approx. 6 kg PUR Gel.



Technical Data

Operating pressure	0 - 200 bar
Electrical connection	230 V, 2.25 A, 50 Hz
Material hopper	0.75 kW
Capacity	Approx. 6 l

Article No. Packaging

IN 929 001 Piece



0 - 200 bar adjustable pressure



Suitable for foams



Suitable for resins



6 l container capacity

Accessories list for the KÖSTER 1C Injection Pump

KÖSTER HP Material Hose



Length: 5 m

IN 929 002

Piece

KÖSTER Ball Valve



With grip head

IN 929 003

Piece

KÖSTER Manometer



200 bar

IN 929 004

Piece

KÖSTER Material Hopper



6 l material hopper with sieve for the KÖSTER 1C Injection Pump.

IN 929 005

Piece

KÖSTER Coarse Sieve



Coarse sieve for the KÖSTER 1C Injection Pump.

IN 929 006

Piece

KÖSTER Fine Sieve



Fine sieve for the KÖSTER 1C Injection Pump.

IN 929 007

Piece

KÖSTER Injection Gun



One-handed adjustable high-pressure injection gun for KÖSTER 1C Injection Pump. M16 x 1.5

IN 929 016

Piece

KÖSTER
Acrylic Gel Pump



Pneumatic pump made of stainless steel for the application of KÖSTER Injection Gel G4. Mixing ratio 1: 1 Capacity: Max. 11 ltrs. per minute. Working pressure: 20 - 200 bar.

Article No. IN 930 001 **Packaging** Piece

KÖSTER
Loka Hand Pump



Manual membrane pump for the pumping and injection of grouts.

Article No. IN 952 001 **Packaging** Piece

KÖSTER
Hand Pump without manometer



For small injection projects or areas which are difficult to access. Operating pressure 10 bar max. , output approx. 2 cm³ per pass.

Article No. IN 953 001 **Packaging** Piece

KÖSTER
Hand Pump with manometer



For small injection projects or areas which are difficult to access. Operating pressure 10 bar max. , output approx. 2 cm³ per pass.

Article No. IN 953 002 **Packaging** Piece

KÖSTER
Injection Whip



Available length: 500 mm or 300 mm

Article No. IN 953 003 (300 mm) **Packaging** Piece

Article No. IN 953 005 (500 mm) **Packaging** Piece

KÜSTER
Grip Head*With 4 jaws for cone-head fittings.*

IN 953 005

Piece

**KÜSTER**
Foot Pump*Manual membrane pump for pumping and injecting liquid products.*

IN 958 001

Piece

**KÜSTER**
Cleaning Brush*Conical round brush for cleaning voids at cable and pathway penetrations.*

IN 959 001

Piece

**KÜSTER**
Resin Mixer*Special mixer for resins. Reduces air enclosures. Round connector Ø 12 mm for chuck.*

IN 988 001

Piece

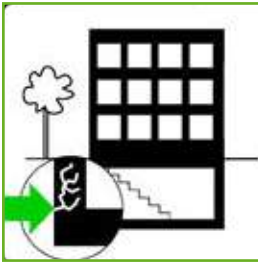
**GOOD TO KNOW: ANALYZING CRACK MOVEMENTS**

Moving cracks are cracks where one of the flanks of the crack or both change their location. To analyze if a crack moves or not, a very simple and secure method can be used: a gypsum mark serves as a crack monitor. A bone-shaped layer of gypsum with a thickness of 10 mm is applied to the cracked surface. Gypsum marks have to be numbered and dated. Moreover, the position and state of the installed gypsum marks are to be documented with drawings or photographs at regular intervals over a certain period of time. The gypsum marks are frequently checked. If the mark is unbroken, the crack did not move. If the crack has moved, the gypsum mark will have cracked right over the crack in the substrate. A moving crack can be sealed either elastically (in the case of waterproofing or aesthetic repair) or rigidly (in the case that restoration of the structural strength is required). When closing moving cracks rigidly, the appearance of a new crack close to the old crack must be prevented e.g. by eliminating the cause of the movement.



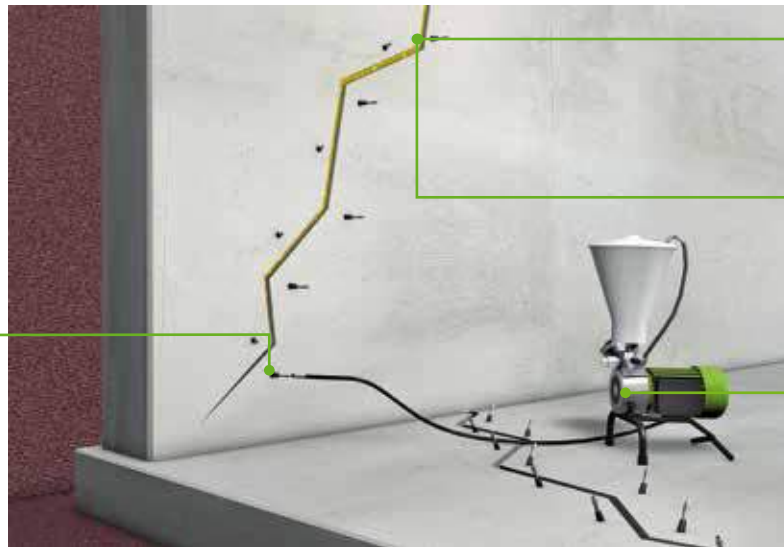
Gypsum mark

Crack injection and hose injection



Cracks in a building's substance are structurally weak points. Additionally, penetrating water may cause damage and affect the lifespan and usability of the building. An elastic sealing or structural-bonding of the crack is required. In order to achieve this, the crack is completely filled over its entire course with a polyurethane injection resin via pressure injection. The KÖSTER injection resins which are applied can also be used in drinking water environments.

Crack injection by pressure injection on dry or wet cracks



Installing the packers

(IN 914) KÖSTER Superpacker

Alternatives

(IN 918) KÖSTER One-day-site Packer

(IN 903) KÖSTER Impact Packer 12

(IN 905) KÖSTER Impact Packer 18

Injection Resin (elastic)

(IN 201) KÖSTER 2 IN 1

Alternatives

(IN 250) KÖSTER IN 5

Injection Resin (structural)

(IN 231) KÖSTER KB-Pox IN

Alternatives

(IN 230) KÖSTER IN 3

(IN 295) KÖSTER Micro Grout 1C

Pump

(IN 929) KÖSTER 1C Injection

Dry or wet cracks are sealed permanently with KÖSTER injection materials.

KÖSTER 2 IN 1 is the standard material for waterproofing cracks. The material forms a foam when it comes in contact with water and stops it by reacting with the water or displacing it. A second injection using the same material permanently and elastically waterproofs the crack.

KÖSTER IN 3 is used for the structural bonding of cracked or damaged building elements. KÖSTER IN 5 is a very low viscous polyurethane injection resin with a very long pot life. It is especially suitable for injection into very small and fine cracks.

KÖSTER Micro Grout 1C is a mineral injection material which is ideal to fill voids and cracks of medium width. The material has excellent adhesion properties even to damp substrates. It also possesses a very high compressive strength after curing.

All KÖSTER injection resins are installed with the KÖSTER 1C Injection Pump via injection valves

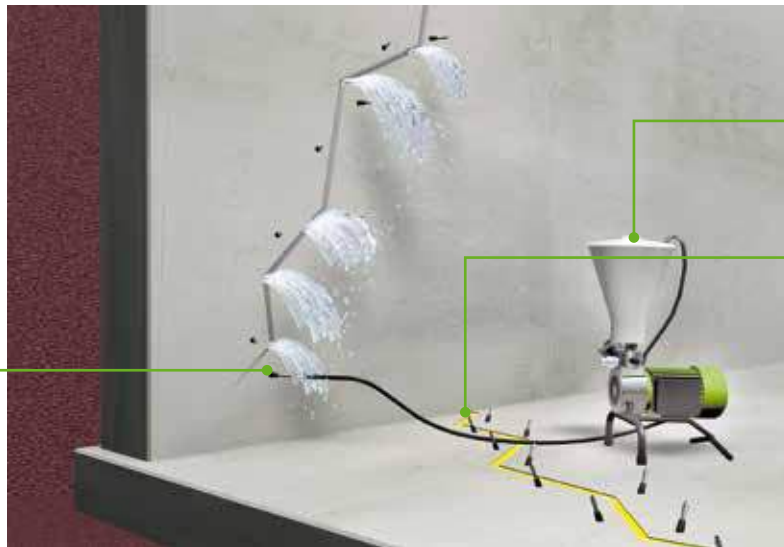
called "Packers" into the crack. Depending on the application, different packers are available. KÖSTER Impact Packers "12" are installed very quickly and are recommended for low to medium pressure.

KÖSTER Packers and KÖSTER Superpackers are used for all applications from low to high pressure.

KÖSTER One Day Site Packers have an extra valve so that the upper part of the packer can be removed directly after injection and the hole plugged. The borehole stays pressure sealed.

Always adhere to the specifications in the respective Technical Data Sheets.

Pressure injection of water bearing cracks



Installing the packers

(IN 914) KÖSTER Superpacker
Alternatives
(IN 918) KÖSTER One-day-site Packer
(IN 903) KÖSTER Impact Packer 12
(IN 905) KÖSTER Impact Packer 18

Pump

(IN 929) KÖSTER 1C Injection Pump

Injection Resin

(IN 110) KÖSTER IN 1
Alternatives
(IN 201) KÖSTER 2 IN 1
(IN 270) KÖSTER IN 7
Permanent seal with
(IN 220) KÖSTER IN 2
Alternatives
(IN 201) KÖSTER 2 IN 1

In case of water actively leaking from a crack a combination of KÖSTER IN 1 (very fast foaming after contact with water) and KÖSTER IN 2 (used for permanently sealing the crack) is applied.

KÖSTER IN 7 is also a very fast foaming injection resin which creates a permanently elastic seal. KÖSTER IN 7 needs to have contact with water to build foam and for curing.

All KÖSTER injection resins are installed with the KÖSTER 1C Injection Pump via injection valves called "Packers" into the crack. Depending on the application, different packers are available. KÖSTER

Impact Packers "12" are installed very quickly and are recommended for low to medium pressure.

KÖSTER Packers and KÖSTER Superpackers are used for all applications from low to high pressure.

KÖSTER One Day Site Packers have an extra valve so that the upper part of the packer can be removed directly after injection and the hole plugged. The borehole stays pressure sealed.

Always adhere to the specifications in the respective Technical Data Sheets.

Waterproofing of construction joints in the wall/floor junction



Injection Resin
(IN 250) KÖSTER IN 5
Alternatives
(IN 201) KÖSTER 2 IN 1

Pump

(IN 929) KÖSTER 1C Injection Pump

Injection Resin

(IN 914) KÖSTER Superpacker
Alternatives

(IN 918) KÖSTER One-day-site Packer

(IN 903) KÖSTER Impact Packer 12

For retroactive waterproofing of the wall-floor junction the boreholes have to be drilled transecting the construction joint. The borehole should be drilled approximately into the middle of the construction joint.

For this application KÖSTER Superpackers or KÖSTER One Day Site Packers are used. The injection is done with the KÖSTER 1C Injection Pump.


For this KÖSTER IN 5 can be used, which is a very low viscous polyurethane injection resin with a very long

pot life. It will pass into the small and finest cracks along the construction joint.

In case of flowing water or when it is not certain if the crack is dry or wet KÖSTER 2 IN 1 is injected. It is injected twice 10 – 20 minutes apart to ensure that the joint is permanently and elastically sealed.

Always adhere to the specifications in the respective Technical Data Sheets.

Construction joint injection via an injection hose



Injection Resin
(IN 250) KÖSTER IN 5

Injection hose

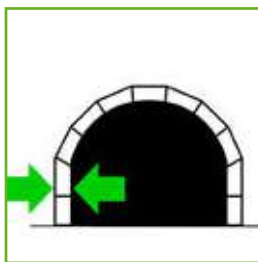
Construction joints, especially in the wall floor junction, when installed underneath ground level always need particular attention when it comes to waterproofing. Defects in this area are not uncommon. Before pouring the concrete for the rising wall, the injection hose is installed in the construction joint. Injection hoses are perforated or slotted. After the concrete has cured an elastically curing resin is pressure injected into the injection hose. The joint is now permanently elastically sealed and waterproofed.

For the application via injection hose KÖSTER IN 5 is the product of choice. It has a low viscosity and a long

pot life. These two aspects are very important for the application so the product has enough time to enter the small and fine voids and doesn't start to react during the injection.


Always adhere to the specifications in the respective Technical Data Sheets.

Tunnel waterproofing



Tunnel waterproofing requires specialized waterproofing materials which can vary depending on the type of tunnel elements and construction methods involved. Special parameters such as abnormally high water pressure and infrastructure conditions must be taken into consideration during restoration planning. Additionally, other structural concerns such as chemical/mechanical stresses must be taken into account and considered during the selection of appropriate products. The following application methods are listed according to type and condition of the building component.

Tubbing Tunnel Construction



Crack injection

- (IN 110) KÖSTER IN 1
- (IN 220) KÖSTER IN 2
- (IN 230) KÖSTER IN 3
- (IN 231) KÖSTER KB-Pox IN

Injection packer

- (IN 922) KÖSTER One-Day-Site Packer
- (IN 915) KÖSTER Superpacker

Injection pump

- (IN 929) KÖSTER 1C Injection Pump

Curtain injection

- (IN 290) KÖSTER Injection Gel G4
- (IN 285) KÖSTER PUR Gel

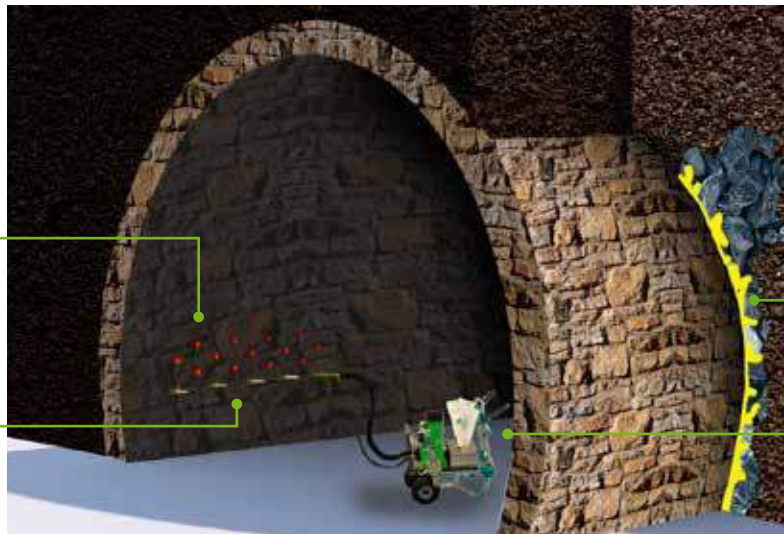
Injection packer

- (IN 926) KÖSTER Distributor Lance
- (IN 924) KÖSTER Injection Lance Gel pump
- (IN 930) KÖSTER Acrylic Gel Pump
- (IN 928) KÖSTER PUR Gel pump

Tunnels consisting of tubbing elements which are built with a tunneling shield or Tunnel Boring Machine (TBM) represent the most advanced method used in tunnel construction. However, despite heavy reinforcement, cracks can appear on the concrete surface due to high pressure from hydraulic stresses on the tubbing elements. In order to prevent moisture damage due to water penetration and subsequent corrosion of the reinforcement, these cracks are sealed with standardized injection methods. Since the cracks can be assumed to be static, crack-bridging as well as structural rebonding products are suitable.

Another common problem in tunnel construction is the partial failure of the outer seal and consequent leakage through the tubbing element joints. Very often curtain injection behind the tubbing element is the chosen method of repair. A grid of drill holes are drilled through the tubbing element and are injected with an injection gel. The injection material solidifies the adjacent layers of earth and waterproofs the building component from the backside.

Masonry Tunnel Construction



Injection packer

(IN 922) KÖSTER One-Day-Site Packer
(IN 915) KÖSTER Superpacker

Area injection

(IN 201) KÖSTER 2 IN 1
(270) KÖSTER IN 7
(IN 290) KÖSTER Injection Gel G4
(IN 285) KÖSTER PUR Gel

Void filling

(IN 290) KÖSTER Injection Gel G4
(IN 285) KÖSTER PUR Gel

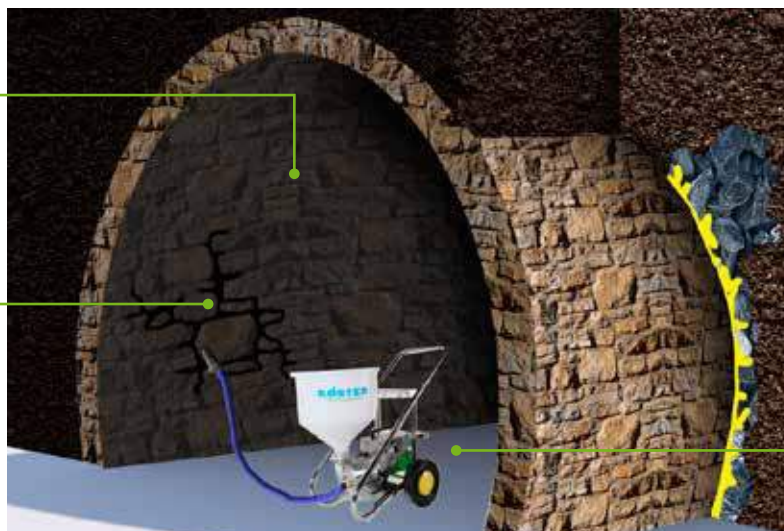
Injection pump

(IN 930) KÖSTER Acrylic Gel Pump
(IN 928) KÖSTER PUR Gel pump
(IN 929) KÖSTER 1C Injection Pump

Similar to standard masonry structures, masonry tunnels built with natural stone or brick can also be injected. The injection material is injected with the designated pressure through a grid of drill holes. The goal is to waterproof the water bearing areas in the building element in order to later apply negative side waterproofing.

Hollow spaces behind masonry components require special attention. Here air-filled joints as well as large voids which are more or less filled with water-saturated material (such as earth, sand, gravel, or rubble) can be found. In many cases, it is important to ensure that no structural bonding with the surrounding rock layers takes place.

Negative Side Waterproofing



Surface levelling

(W 534) KÖSTER WP Mortar
(W 532) KÖSTER Repair Mortar Plus

Negative side waterproofing

(W 512) KÖSTER KD 2 Blitz Powder
(W 221) KÖSTER NB 1 Grey
(W 540) KÖSTER Waterstop


Injection pump

(IN 978) KÖSTER Peristaltic Pump

Several waterproofing systems can be applied to the negative pressure inner side. KÖSTER KD 2 Blitz Powder and KÖSTER Waterstop can be applied to stop small leaks. Joints can be repaired with KÖSTER Repair

Mortar or KÖSTER Repair Mortar Plus and KÖSTER NB 1 Grey can even be applied on surfaces as negative side waterproofing.

Waterproofing tunnels built in mining technique



The method for waterproofing tunnels with KÖSTER products is based on a combination of negative side waterproofing and a liquid applied crack bridging waterproofing compound. The waterproofing layers cannot be infiltrated and the water will not move laterally between the layers as with membranes. The system does not need drainage. No water is being drained off the surrounding soil so the water table is not affected.

This system is suitable for tunnels built with closed construction techniques. Flowing water is stopped by injecting KÖSTER IN 1 and afterwards permanently sealed with the elastic resin KÖSTER IN 2. Small leak-

ges or whole walls which are being penetrated by water can be sealed with KÖSTER KD 2 Blitz Powder. To waterproof the entire surface from the negative side KÖSTER NB 1 Grey is applied to the dry and solid substrate. After KÖSTER NB 1 Grey has hardened the crack bridging coating KÖSTER CFR 1 is applied to the waterproofed and dry substrate. Finally the system is covered with another layer of concrete. The waterproofing is sandwiched between two concrete layers.

Always adhere to the specifications in the respective Technical Guidelines.



C *Concrete protection and repair*
Concrete and mortar additives

C

KÖSTER
Z 1



KÖSTER Z 1 is a polymer modified special slurry for the mineral corrosion protection of steel reinforcement.

Article No. **Packaging**

C 155 001 1 kg

Consumption: Approx. 800 g / m² (per coat)

KÖSTER
Z 2



KÖSTER Z 2 is a polymer modified special slurry for the mineral corrosion protection of steel reinforcement. KÖSTER Z 2 is pigmented red and allows a visual control of the application.

C 255 001 1 kg

Consumption: Approx. 800 g / m² (per coat)

KÖSTER
PSM



Three-component, highly chemical resistant, silicate and polymer based special mineral mortar for waterproofing horizontal and vertical areas which require very high acid resistance in the area of pH 0 - 8. Suitable for dry substrates, easy to apply.

C 280 030 30.75 kg

Consumption: Approx. 1.9 kg / m² per mm layer thickness

KÖSTER
Betomor Multi A



Multi purpose mortar for concrete restoration. Shrink-free, fast curing.

Particularly suitable for the protection of exposed reinforcement steel: It unites corrosion protection, bonding bridge, coarse mortar and fine filler in one product. For layer thicknesses from 0 – 60 mm.



Consumption

Approx. 1.3 kg / l Void

Article No.

C 500 015

C 500 025

Packaging

15 kg

25 kg



Corrosion protection (coating)



Coarse mortar



Fine filler



Balcony restoration

KÖSTER
C-Coat



For the repair and maintenance of concrete surfaces. Waterproof and tension free after full cure. Synthetically modified, waterproof fine filler for the smoothing of concrete surfaces.

C 510 025 25 kg

Consumption: Approx. 1.7 kg / m² per mm layer thickness

KÖSTER
KB-FIX 1



Waterproof, weatherproof, fast curing mortar with high compressive strength (sets after approx. 1 minute) for fast installations as well as for small repairs of masonry and concrete. Free of soda and chlorides.

C 511 015 15 kg

Consumption: Approx. 1.8 kg / l void

KÖSTER
KB-FIX 5



Waterproof, weatherproof, fast curing mortar with high compressive strength (sets after approx. 5 minutes) for fast installations as well as for small repairs of masonry and concrete. Free of soda and chlorides.

C 515 015 15 kg

Consumption: Approx. 1.8 kg / l void

KÖSTER
Turbo F



KÖSTER Turbo Mortar F is a repair, concrete replacement, and re-profiling mortar with an exceptional strength development: the mortar can be mechanically stressed already after 60 minutes. The consistency can be regulated for vertical or horizontal application. A distinguishing feature of KÖSTER Turbo Mortar F is its low shrinkage. With the addition of KÖSTER Turbo additives, the mortar characteristics can be optimized for individual jobsite requirements.

C 516 025 25 kg

Consumption: Approx. 1.9 kg / l void

KÖSTER
Turbo M



KÖSTER Turbo Mortar M is a fiber reinforced repair, concrete replacement, and re-profiling mortar with high chemical and mechanical resistance. KÖSTER Turbo Mortar M can be mechanically stressed after 60 minutes. The consistency can be regulated for vertical or horizontal application. A distinguishing feature of KÖSTER Turbo Mortar M is its low shrinkage. With the addition of KÖSTER Turbo additives, the mortar characteristics can be optimized for individual jobsite requirements.

C 517 025 25 kg

Consumption: Approx. 1.9 kg / l void

KÖSTER Repair Mortar NC



Suitable for large re-profiling and repair works, has excellent workability characteristics and adhesion to old and new mineral building substrates.

KÖSTER Repair Mortar NC is characterized by high chemical and mechanical resistance and compressive strength. Fiber reinforced. Also suitable as substrate preparation for corrosion protection with KÖSTER PSM.



Consumption

Approx. 1.9 kg / l void as repair mortar
Approx. 19 kg / sqm as plaster

Article No.

C 535 025

Packaging

25 kg



Restoration of support beams



Bridge restoration



Large surface restoration



Spray application

KÖSTER Sewer and Shaft Mortar



Water tight, fast curing and fast setting restoration mortar specially designed for sewers and shafts. KÖSTER Sewer and Shaft Mortar develops a high compressive strength, is fiber reinforced, very easy to apply and workable even under flowing water.

Consumption: Approx. 1.8kg / l void as repair mortar;
Approx. 18kg / m², per cm layer thickness

Article No.

C 590 025

Packaging

25 kg

C 590 040

40 x 25 kg
(1,000 kg)

KÖSTER Turbo Binding Agent



KÖSTER Turbo Binding Agent is a special cement based on calcium sulfoaluminate clinker. Mortars made with KÖSTER Turbo Binding Agent develop a very high early strength and in the process exhibit very low shrinkage. They can be quickly worked over and have an early loading capacity. During production approximately 30% less CO₂ is released as compared to a pure portland cement.

Consumption: Approx. 1.9 kg / l void

C 716 025

25 kg

KÖSTER Turbo Super Plasticizer



Additive for the KÖSTER Turbo System. For the adjustment of the mortar consistency of the KÖSTER Turbo System to individual requirements on the construction site.

Consumption: One pack per 25 kg KÖSTER Turbo F / M

C 717 065

65 g

KÖSTER
Turbo Retarding Agent

Additive for the KÖSTER Turbo System. For slowing the setting time of KÖSTER Turbo Mortars to meet individual jobsite requirements.

C 718 025

25 g



Consumption: One pack per 25 kg KÖSTER Turbo F / M

KÖSTER
BDM

Crystallizing, chloride free sealing agent for the integral waterproofing of concrete elements. KÖSTER BDM combines all three important characteristics for integral waterproofing. It crystallizes, blocks capillaries and makes the concrete waterrepellent. This reduces the water absorbency of the concrete, increases its compressive strength and resistance against chemical attack. It is free of corrosive ingredients and is non-sensitive to mechanical damage to the surface.

C 731 000

1,000 kg

C 731 030


30 kg



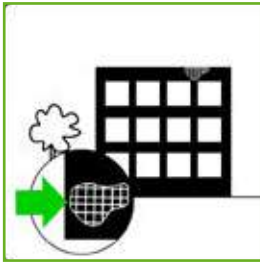
Consumption: 2 % (mass) of cement content

GOOD TO KNOW: CARBONATION

Carbonation of concrete is a chemical reaction which occurs near the surface of concrete. Calcium hydroxide $\text{Ca}(\text{OH})_2$ is formed during cement hydration. This provides healthy concrete its alkaline environment with a pH value of > 12.6 and leads to the formation of a passivation layer. This layer formed of iron hydroxide $\text{Fe}(\text{OH})_2$ protects reinforcement steel from corrosion. Carbonation occurs when calcium hydroxide $\text{Ca}(\text{OH})_2$ reacts with carbon dioxide CO_2 in the air to form calcium carbonate CaCO_3 . The continuous consumption of $\text{Ca}(\text{OH})_2$ leads to a drop in pH levels causing the passivation layer that usually covers and protects reinforcement steel from corrosion to become unstable. As a result, carbonation leads to corrosion and the formation of rust. On the other hand, carbonation results in a decrease of the porosity and increases the compressive strength of concrete. Carbonation occurs in concrete whenever carbon dioxide is present and is not harmful to concrete or cement stone.



Concrete protection and repair



Damaged concrete requires treatment in order to restore the buildings integrity. Exposed steel reinforcement must be protected from corrosion. The original structure is repaired using mineral products.

Concrete repair

Surface levelling and smoothing
(C 510) KÖSTER C-Coat

Concrete repair
(overhead area)

(C 500) KÖSTER Betomor Multi A

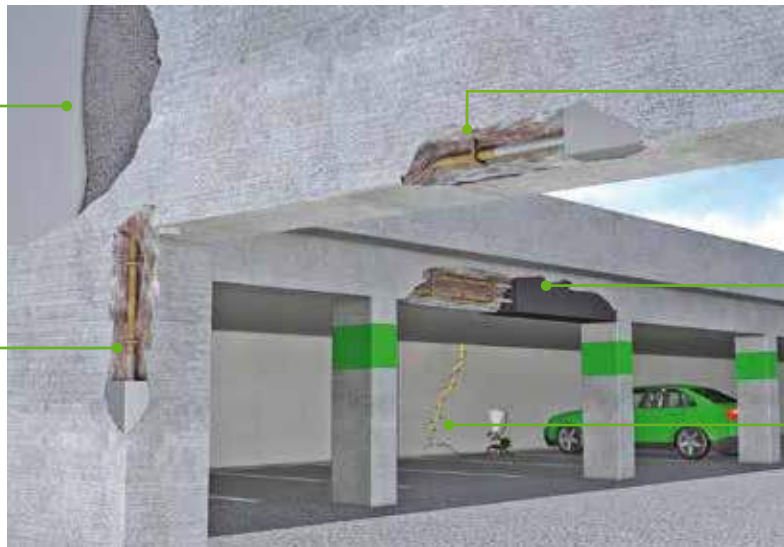
Concrete repair
(large areas)

(C 535) KÖSTER Repair mortar NC
+ (C 155/C 255) KÖSTER Z 1 / Z 2

Repair of structural cracks

(IN 231) KÖSTER KB-POX IN

Concrete repair
(C 500) KÖSTER Betomor Multi A



In case of small concrete repairs and maintenance a fast and easy solution is to apply the multi-talent KÖSTER Betomor Multi A. KÖSTER Betomor Multi A is a material for corrosion protection and concrete replacement. An additional corrosion protection is not required. KÖSTER Betomor Multi A replaces the bonding agent, the repair mortar and the finishing layer. The material is applied onto the prepared, stable substrate which must also be free of separating agents and rust.

Repair and maintenance of concrete surfaces is done with KÖSTER C-Coat. KÖSTER C-Coat is a high quality finishing layer for levelling and smoothing concrete surfaces.

For re-profiling and concrete replacement in larger areas, KÖSTER Repair Mortar NC is applied. It is suitable for trowel application and can also be spray applied. The mortar is applied onto the prepared, stable substrate which must also be free of bond inhibiting agents. Reinforcement steel has to be cleaned, and corrosion protection and bonding agent KÖSTER Z1 / Z2 is applied.

Non water bearing cracks are sealed with KÖSTER KB-Pur IN 3. This injection resin has excellent bonding characteristics to concrete crack flanks and is used for the structural bonding of building elements.

Always adhere to the specifications in the respective Technical Data Sheets.

Concrete repair of balconies and terraces



Fillet

(C 534) KÖSTER WP Mortar

Primer

(M 111) KÖSTER Polysil TG 500

Concrete Repair

(C 500) KÖSTER Betomor Multi A

Alternatives

(W 534) KÖSTER WP Mortar
+ (C 155 / C 255) KÖSTER Z 1 / Z 2

Waterproofing layer

(W 233) KÖSTER NB Elastic Grey

Alternatives

(W 234) KÖSTER NB Elastic White

Reinforcement

(W 450) KÖSTER Flex Fabric

Concrete protection

(C 510) KÖSTER C-Coat

Alternatives

(P 260) KÖSTER Silicone Paint White

Maintenance of concrete, e.g. repair of balconies and terraces normally requires corrosion protection for the reinforcement steel, a bonding agent, repair mortar and a finishing layer.

KÖSTER Betomor Multi A fulfils all of these requirements in one product. The advantage is that only one product is needed for the renovation and provides an easier calculation of the required amount and management of logistics. Concrete repair of building elements can be quickly and easily done with KÖSTER Betomor Multi A.

Maintenance of concrete surfaces is done with KÖSTER C-Coat. KÖSTER C-Coat is a high quality finishing layer for levelling and smoothing of concrete surfaces. KÖSTER Silicon Paint White is an optimal decorative paint coating for concrete surfaces.

The elastic and crack bridging waterproofing material KÖSTER NB Elastic (Grey or White) is applied as the waterproofing layer on balconies and terraces. The material is resistant to foot traffic or can be covered with tiles. In the wall / floor junction and in areas in danger of cracking KÖSTER Flex Fabric is embedded between the two waterproofing layers. Fillets are made with KÖSTER WP Mortar.

Always adhere to the specifications in the respective Technical Data Sheets.

Waterproofing Sewers and Shafts



Primer

(M 111) KÖSTER Polysil TG 500

Levelling the substrate

(C 590) KÖSTER Sewer and Shaft Mortar

Surface protection against abrasion and chemicals

(C 590) KÖSTER Sewer and Shaft Mortar

Resistance to mechanical and chemical stresses often plays an important role in sewage pipes and shafts. Surface protection must be able to withstand high and low pH values as well as abrasive wear in order to ensure a long service life. For this purpose, KÖSTER Sewer and Shaft Mortar was developed. After thorough surface preparation (e.g. by high-pressure water) has led to a stable substrate and efflorescence has been removed, KÖSTER Polysil TG 500 can be applied as a primer. Afterwards, KÖSTER Sewer and Shaft Mortar is applied in a layer thickness of 4-30

mm. KÖSTER Sewer and Shaft Mortar is fiber reinforced and develops a high compressive strength as well as excellent chemical resistance. It can be applied below the waterline even under flowing water.

Always adhere to the specifications in the respective Technical Data Sheets.



SL Self leveling underlayments

*Self leveling mineral underlayments, floor
patching materials, corresponding primers*

SL

KÖSTER
VAP I 06



Ideal and necessary for priming cured KÖSTER VAP I Systems for the subsequent installation of all cementitious self-leveling underlayments. KÖSTER VAP I 06 Primer is a unique, water based, single component material for priming absorbent and non-absorbent substrates. Suitable as a primer under terrazzo, marble, and ceramic tiles.

Consumption: Approx. 70 - 100 g / m² (depending on substrate characteristics)

Article No. Packaging

SL 131 009 9.5 kg

KÖSTER
SL Primer



A transparent curing, low viscosity primer with a slightly sticky surface. KÖSTER SL Primer reduces the absorbency of mineral surfaces such as concrete and screed and equalizes differential absorbency rates in the substrate. It reduces the bubbling effect when working with KÖSTER self leveling floor products. KÖSTER SL Primer is solvent, plasticizer, and filler free, water resistant, it will not be washed or rained away after curing.

Consumption: 50 - 150 g / m², dependent on substrate characteristics

SL 189 005 5 kg

KÖSTER
VGM Fast



Fast curing grout mortar with high final compressive and flexural strength and very high slump flow for all construction and repair applications. Ready to receive traffic after 3 hours. Fields of application include road surfaces, warehouse ramps, man holes, or as a grout for installations and anchor holes.

Consumption: Approx. 1.9 kg / l void

SL 251 025 25 kg

KÖSTER
SL Premium



High quality, fast setting mineral underlayment that hardens tension free and provides a smooth, level surface ready to receive subsequent flooring systems.

For interior use. Hardens within a few hours to a smooth, strong, and multifunctional leveling layer. KÖSTER SL Premium is easily applied and suitable for casting and pumping. The material is free-flowing and self leveling and may be applied onto a variety of substrates. KÖSTER SL Premium hardens crack free and fast with shrinkage reduction of up to 90%.



Consumption	Article No.	Packaging
approx. 1.5 kg / m ² per mm layer thickness	SL 280 025	25 kg



Primer: KÖSTER SL Primer



Easy application



Very robust



Coating after 24 hrs

KÖSTER SL Flex



Special mineral underlayment for the application on wooden floors, tiles and asphalt. The material hardens hydraulically and tension free to a level, high strength surface KÖSTER SL Flex is easy to mix and install, is pump- and pourable, and is self-leveling. KÖSTER SL Flex can be applied in layer thicknesses between 2 and 15 mm, and in depressions up to 30 mm. It hardens quickly and crack free with up to 90 % reduced shrinkage.

Consumption: Approx. 1.6 kg powder / m² per mm layer thickness

Article No. Packaging
SL 284 025 25 kg

KÖSTER SL Protect



Mineral based self-leveling underlayment with high resistance to chemical and mechanical stresses. It is early loadable and directly useable. Due to its high chemical resistance it is used to protect against light and medium corrosion and serves as a slowly reacting sacrificial layer in areas of high chemical stress. KÖSTER SL Protect is further used for fast repairs and protection in agricultural, industrial, business, workshop, production facilities, and private use buildings.

Consumption: Approx. 1.9 kg/m² per mm layer thickness

SL 286 025 25 kg

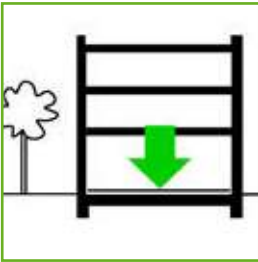
GOOD TO KNOW: NONPOROUS SUBSTRATES

Wood surfaces, tiles, marble, ceramic, mastic asphalt, steel, or synthetic resin coatings (such as the KÖSTER VAP I 2000 System) are nonporous substrates. That is why KÖSTER developed KÖSTER VAP I 06 Primer in order to provide maximum adhesion between nonporous substrates such as KÖSTER VAP I 2000 and the cementitious leveling compounds. As a result, even old tile or wooden surfaces can be installed quickly and cost effectively.

Priming a wooden surface with KÖSTER VAP I 06 primer



Self leveling underlayments



Whether installing flooring systems and coatings in new or existing buildings, substrates generally must first be levelled. The goal is to provide a level and highly resilient surface suitable for a broad variety of flooring systems.

Fast-setting self leveling underlayment on mineral and non-absorbent substrates



Primer

(SL 189) KÖSTER SL Primer
(SL 131) KÖSTER VAP I 06

Floor coating

(SL 280) KÖSTER SL Premium

In order to achieve excellent bonding to the following underlayment, the prepared substrate is primed with KÖSTER SL Primer. KÖSTER SL Primer works as a bonding agent to provide a homogeneous absorbency and bind residual dust. It thereby guarantees a consistent and damage free substrate. KÖSTER SL Primer cures rapidly and is thus quickly recoatable. The leveling is then carried out with KÖSTER SL Premium in one working step in layer thicknesses between 2 and 15 mm; in depressions up to 30 mm. KÖSTER SL Premium is a high quality, selfleveling underlayment for the repair of concrete and existing coated floors. The material is characterized by a high compressive strength and cures with almost no shrinkage, thus preventing cracking. Due to its excellent flowability KÖSTER SL Premium is very easy and safe to work with.

Additionally, KÖSTER SL Premium is suitable for non-absorbent substrates, e. g. on floors that have been protected with KÖSTER VAP I 2000 for moisture control, on existing epoxy coatings or even tiles. As a bonding agent, KÖSTER VAP I 06 Primer is used. KÖSTER SL Premium allows for an early use after application: after 3 hours foot traffic is allowed, subsequent flooring systems can be installed after 5 hours, and after 24 hours curing time the material is even trafficable.

Always adhere to the specifications in the respective Technical Data Sheets.

Self leveling underlayment on wooden substrates



Primer

(SL 131) KÖSTER VAP I 06

Floor coating

(SL 284) KÖSTER SL Flex

Hardwood floors are often found in older buildings and present a difficult substrate for additional flooring surfaces during renovation. KÖSTER SL Flex is a mineral based underlayment for application to a wide variety of substrates including concrete floors, screeds, asphalt, steel, tile, or wooden floors. The material is flexible enough to accommodate the movements of the wooden surface as well as high localized pressure resulting from furniture or dropped items. Before installation the substrate has to be free of dust and bonding inhibiting substances. When applying over tongue and groove wooden floors, cleaning agent and care product residues such as wax must be completely removed, if necessary sanded off. Painted areas must be sanded and subsequently vacuumed. Floor boards must be firmly attached to

the joists with screws. Open or wide joints between the boards, defects, and hollows have to be filled with an acrylic jointing compound. The prepared wooden surface is then primed with KÖSTER VAP I 06 Primer. KÖSTER SL Flex stabilizes the substrate due to its high flexural strength. As a result, the substrate warps and bends less, allowing for the installation of rigid flooring materials such as tile.

Always adhere to the specifications in the respective Technical Data Sheets.



CT Coatings

*Floor and corrosion protection coatings,
moisture control systems*

CT

KÖSTER
LF-BM



Broadly applicable bonding agent with excellent adhesion to all mineral substrates. KÖSTER LF-BM is a 2 component, solvent free, low viscous epoxy resin. Mechanically highly resistant, mixed with dried silica sand also suitable as a mortar. Fields of application: as a primer for mineral substrates, together with silica sand as mortar / putty / levelling compound, casting resin for the fixing of masonry anchors, metal posts, etc. Consumption: Approx. 0.3 - 0.5 kg / m² as primer; as mortar additive according to formulation

Article No.	Packaging
CT 160 001	1 kg
CT 160 006	6 kg
CT 160 025	25 kg

KÖSTER
Construction Resin



KÖSTER Construction Resin is a solvent free universal epoxy binding agent which bonds excellently to all mineral substrates. It can be filled with kiln dried silica sand.

Consumption: 300 - 500 g / m² total consumption

CT 165 025	25 kg
------------	-------

KÖSTER
ESD 175



KÖSTER ESD 175 is a water based epoxy dispersion for priming floors to be coated with KÖSTER ESD 275. The KÖSTER ESD System creates an ESD protected area according to the norms DIN EN 61340 and DIN EN 61340-1, supplementary sheet.

Consumption: Approx. 100 g / m²

CT 175 008	8 kg
------------	------

KÖSTER
EM-VS



Broadly applicable, scratch resistant sealant for wall and floor surfaces against medium mechanical stresses. KÖSTER EM-VS is a 2-component, water based epoxy resin sealant with excellent covering properties. Color approximates RAL 7032 (pebble grey), other colors are available upon request. Fields of application: all types of mineral surfaces in shops, garages, etc.

Consumption: As interior coating: Approx. 0.2 - 0.3 kg / m² per work step. Two coats are recommended. In the KÖSTER BTG System: 200 to 300 g / m² in one work step.

CT 210 008	8 kg
------------	------

GOOD TO KNOW: Substrate preparation

Concrete substrates to receive KÖSTER VAP I 2000 systems must be clean, absorbent, free of dust, oil and grease. Surfaces must be free of adhesives, coatings, curing compounds, concrete sealers, efflorescence, and other materials or contaminants that may act as a bond breaker.

The surface must be roughened by sand or ideally by shot blasting to an ICRI Concrete Surface Profile (CSP) 3 to 4. Grinding is permitted only in areas inaccessible to shot blasting or for edging purposes. Upon completion of the shot blasting and grinding, the concrete slab must be vacuumed free of all dust, dirt and debris prior to the installation of KÖSTER VAP I 2000 systems. Do not use sweeping compounds as they may contain oil.



KÖSTER
VAP I 2000



Vapor barrier for priming unsealed interior concrete floors, e.g. against osmotic action under vapor tight flooring.

Curing time 12 hours. Fields of application: under epoxy, polyurethane or vapor tight flooring e.g. in gymns, industrial halls or sales rooms. KÖSTER VAP I 2000 is a 2-component, low viscous, solvent-free, transparent special resin.



Consumption


approx. 0.4 kg / m²
(0.2 kg / m² per layer)

Article No. Packaging

CT 230 002	2.95 kg
CT 230 010	10.13 kg
CT 230 025	25.32 kg



For unsealed concrete floors



Prevents osmotic blistering



Applicable to concrete after 7 days



Recoat after 12 hrs.

KÖSTER
VAP I 2000 FS



Vapor barrier for priming unsealed interior concrete floors, e.g. against osmotic action under vapor tight flooring. Fields of application: under epoxy, polyurethane or vapor tight flooring e.g. in gymns, industrial halls or sales rooms. KÖSTER VAP I 2000 is a 2-component, low viscous, solvent-free, transparent special resin.

Consumption: Approx. 0.5 kg / m²

Article No. Packaging

CT 233 002	2.96 kg
CT 233 010	10.15 kg

KÖSTER
VAP I 2000 UFS



Fast setting vapor barrier for priming unsealed interior concrete floors under vapor tight flooring. Curing time 2-3 hours. The material reduces Moisture Vapor Emission Rates (MVER) and alkalinity to levels acceptable for most resilient or epoxy flooring systems as well as other vapor tight floorings such as sheet vinyl, VCT, rubber, wood, ceramic, sports, solid backed carpeting, epoxy, ESD and almost all other types of finished flooring.

Consumption: Approx. 0.5 kg / m²

CT 234 002	2.96 kg
CT 234 010	10.15 kg

KÖSTER
UC 100



KÖSTER UC 100 is a self-leveling 100% solids, 3 component aromatic urethane cement system. This medium duty slurry applied flooring system can be pigmented. KÖSTER UC 100 is typically applied 0.5 - 3 mm thick depending on the design requirements. It is designed to withstand aggressive chemical and thermal attack while providing high abrasion resistance.

Consumption: 1.3 kg / mm layer thickness / m²

CT 251 020	20 kg
------------	-------

KÖSTER
UC 200



KÖSTER UC 200 is a 3 component aromatic urethane cement system. It is a pigmented, heavy duty flooring system. KÖSTER UC 200 is typically applied 3 to 9 mm thick depending on the design requirements. It is designed to withstand aggressive chemical and thermal attack while providing high abrasion resistance.

CT 252 020 20 kg

Consumption: 1.3 kg / m² / mm layer thickness

KÖSTER
UC 300



KÖSTER UC 300 is a roller applied 100% solids, 3 component aromatic urethane cement thin film system. It is a heavy duty pigmented coating typically applied 0.3 - 1 mm thick depending on the design requirements. It is designed to withstand aggressive chemical and thermal attack while providing abrasion resistance. KÖSTER UC 300 serves as a primer and topcoat for KÖSTER UC 100 and KÖSTER UC 200, and seal coat for the KÖSTER UC broadcast system.

CT 253 020 20 kg

Consumption: 0.32 - 1.1 kg / m²

KÖSTER
LF-VL



KÖSTER LF-VL is a solvent free, decorative floor covering with high abrasion resistance which can be applied on screed or cement based floors. It is suitable for multi-function halls, business rooms, offices, production facilities and many other areas.

CT 271 006 6.7 kg
CT 271 026 26.8 kg

Consumption: 2.6 kg / m² (2 mm total layer thickness)

KÖSTER
ESD 275



KÖSTER ESD 275 is a rigid, solvent free, self leveling surface coating for floor areas which are to be protected by an ESD zone. The KÖSTER ESD System creates an ESD protected floor for areas that have to be protected from static discharge such as electronic areas, in the automobile industry, and laboratories, and areas that have to be protected against mechanical and chemical stresses. The KÖSTER ESD System fulfils the norms DIN EN 61340 and DIN EN 61340-1, supplementary sheet 1.

CT 275 026 26 kg

Consumption: 1.5 kg / m² / mm layer thickness

KÖSTER
PS Flex



Multi-purpose, three component, abrasion resistant elastic floor coating with very good bonding characteristics to all mineral substrates. KÖSTER PS Flex is UV resistant, self leveling, and resistant to high mechanical stresses and stresses caused by diluted acids, alkalis, and salt solutions. DIBT Certificate for reinforced concrete tanks for the storage of silage and liquid manure.

CT 276 010 10 kg

Consumption: Total consumption 1.8 kg / m² - 2.3 kg / m²

KÖSTER CMC



Epoxy mortar with very good adhesion to all mineral substrates and to stainless steel. Solvent free. KÖSTER CMC resists high mechanical and chemical stresses and is therefore used as a protective coating for heavy duty corrosion protection.

Consumption: 1.7 kg / m² / 1 per layer thickness

Article No. Packaging

CT 280 005 5.3 kg

KÖSTER Corrosion Protection



KÖSTER Corrosion Protection is a solvent free, epoxy based protective coating with excellent adhesion to steel. It can be used as a surface protection in facilities which are exposed to elevated chemical and mechanical stresses such as agricultural plants, sewage treatment plants or tanks.

Consumption: Approx. 1 kg / m²

CT 283 006 6 kg

KÖSTER Bridge Coat



Low viscosity epoxy sealant for waterproofing bridge decks and other civil engineering structures. Due to the good heat resistance of the cured KÖSTER Bridge Coat, asphalt can be installed directly onto the fully cured coating. It is resistant to high mechanical stresses. Fields of application include waterproofing of civil engineering structures and corrosion protection of concrete exposed to moderate chemical stresses

Consumption: 200 g / m² total consumption applied in 2 coats

CT 284 005 5.4 kg
CT 284 013 13.5 kg

KÖSTER VE



KÖSTER VE is a vinyl ester mortar with very good adhesion to all mineral substrates and to stainless steel. It is perfectly suitable for the protection of surfaces in facilities with high chemical and mechanical demands on the coatings such as agricultural concrete elements, waste treatment plants, and chimneys.

Consumption: Approx. 4.5 kg / m² (2 mm layer thickness)

CT 286 006 6.47 kg

KÖSTER TS transparent



KÖSTER TS transparent is a solvent containing surface sealant for concrete or for KÖSTER Coatings such as KÖSTER EM-VS, KÖSTER UC 100 and KÖSTER LF-VL. It is used in conjunction with the KÖSTER BTG System. KÖSTER TS transparent distinguishes itself through high chemical, mechanical, and ultraviolet resistance. Due to its fast curing time the surface can be opened for traffic after 24 hours.

Consumption: Approx 0.1 kg / m² - 0.2 kg / m²

CT 320 001 1 kg
CT 320 006 6 kg

KÖSTER
Color-Chips

UV and chemically resistant decorative colored chips for broadcasting into the surface of KÖSTER LF-VL, KÖSTER EM-VS, and for use with the KÖSTER BTG System.

CT 429 005 5 kg
CT 429 010 10 kg



Consumption: Minimum 50 g / m² as a decorative, non-covering surface decoration.

KÖSTER
UC Pigment Paste

KÖSTER UC Pigment Paste is a highly effective color pigment dispersion. The inorganic pigments have a very high coverage mixed with KÖSTER UC 100, 200, and 300 even at low dosages.

CT 451 245 245 g Cartridge



Consumption: 1 cartridge per KÖSTER UC System Kit

KÖSTER
KB-Pox Thickening Agent

KÖSTER KB-Pox Thickening Agent increases the viscosity of epoxy resins and stabilizes them on sloped and vertical surfaces.

CT 764 001 1 kg
CT 764 010 10 kg



Consumption: Slight slope, Approx. 2 M%; Strong slope, Approx. 3 - 4 M%; Vertical surface, Approx. 4 - 10 M%

KÖSTER
Spiked Roller

For de-airing floor coatings.

CT 914 001 Piece



KÖSTER
Gauging rake

For the even installation of KÖSTER SL products in the desired layer thickness of 0 - 30 mm. Continuously adjustable, changeable steel sheet and gliding vats made of hardened valyrian steel.

CT 915 001 Piece



KÖSTER
Resin Roller



Short nap roller for applying thin coatings and sealers.

Article No.	Packaging
CT 916 001 (250 mm)	Piece
CT 916 002 (250 mm - without handle)	Piece
CT 917 001 (150 mm)	Piece
CT 917 002 (150 mm - without handle)	Piece

KÖSTER
Squeegee



For the application of resin based primers. Complete set.

CT 918 001 (580 mm)	Piece
CT 919 001 (Replace- ment)	Piece

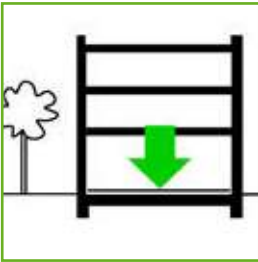
GOOD TO KNOW: DEW POINT FOR COATINGS

Coatings made out of reaction resins should not be applied below the dew point or at temperatures below + 5 °C. In order to avoid defects due to the formation of condensation, a thermometer (to measure the air temperature), a hygrometer (to measure the relative humidity) and a contact thermometer (to measure the surface temperature of the substrate to be coated) should be available on site. This table is available for download at any coating product page online at www.koester.eu These measuring devices should be robust and accurate. They can be obtained through optician and laboratory supply stores.

The dew point is found by first measuring the temperature of the substrate with an IR thermometer. Next, air temperature and relative humidity are measured. The dew point temperature is then found in the dew point table at the intersection of the measured air temperature and measured relative humidity. If this temperature is at least 3 °C above the dew point temperature taken from the below table and if the air and object temperature are above + 5 °C, then the work can be carried out safely. If the temperature of the substrate (measured with the contact thermometer) lies close to the dew point or below it, then no coating works should be carried out because the danger of condensation forming is high. This also applies during the coating curing time.




Floor coatings



Floor coatings, for example on garages, industrial floors or canteen kitchens are not only important for their visual appearance. These floors can be permanently protected against mechanical damage and the penetration of liquids with colored protective coatings.

Floor coatings which are exposed to moderate stresses




Concrete floors exposed to moderate stresses are ideally and easily coated with the decorative floor sealant KÖSTER EM-VS. The coating is applied in two layers onto the prepared and cleaned concrete surface.

The surface protection of walls is easily done with KÖSTER Silicone Paint White.

Always adhere to the specifications in the respective Technical Data Sheets.

Highly resistant floor coating for interior rooms, industry and production



Floors in industry and production facilities are subjected to a multitude of stresses, especially mechanical stresses through forklift traffic, machines, or shocks through falling objects.

Concrete floors subjected to such stresses are covered with the self-leveling industrial floor coating KÖSTER LF-VL.

The substrate must be prepared, dry, clean, and freed of all bond inhibiting substances. It is then primed with KÖSTER LF-BM (when moisture is present in or below the slab with KÖSTER VAP I 2000) and finally coated with KÖSTER LF-VL.

The top layer can also be adjusted for various slip resistance classifications by broadcasting with kiln dried silica sand or various top coats.

Additionally the complete system can be installed with low emission materials according to the AgBB guidelines and can therefore be installed in critical interiors such as schools or hospitals.

Always adhere to the specifications in the respective Technical Data Sheets.

Moisture Mitigation System



Moisture penetration through concrete slabs can cause severe problems for subsequent flooring systems. High concentrations of moisture and alkalinity (levels determined through testing) can lead to the deterioration of flooring adhesives and delamination of coatings by osmotic action. Even with relatively low moisture emissions (MVER), elevated

alkalinity can compromise even the toughest flooring system adhesives. To avoid this problem the concrete slab should be primed with a material that will tightly bond to the concrete under these very adverse conditions.

KÖSTER VAP 2000 is a special material which fulfils all of these functions; it has very low permeance ->

-> (ASTM E96 wet: .04-.09), excellent bonding characteristics and is resistant to sustained high alkalinity (pH of 14). The KÖSTER VAP 2000 vapor reduction system is applied to shot blasted, solid concrete substrates that are free of bond inhibiting substances. After curing, a covering layer (i.e. KÖSTER LF-VL) or any other type of final flooring may be applied. If an underlayment is required use KÖSTER

VAP Finish together with KÖSTER VAP 06 Primer on top of the moisture mitigation system.

Always adhere to the specifications in the respective Technical Data Sheets.

Robust, decorative surface coating: KÖSTER BTG System (Balconies, Terraces, Commercial areas)



Underlayment
(CT 160) KÖSTER LF-BM
+ Quarzsand

Surface sealant

(CT 320)
KÖSTER TS Transparent

Decorative broadcast

(CT 429) KÖSTER Color Chips

Floor coating

(CT 210) KÖSTER EM-VS

The KÖSTER BTG System is a visually appealing floor coating system for concrete and screed floors. It is comprised of KÖSTER EM-VS (resin coating), KÖSTER Color Chips (colored enhancement) and KÖSTER TS Transparent (transparent surface sealant). The BTG System protects balconies, terraces, laboratories, offices, and other commercial areas including living spaces against erosion, weathering, and other chemicals. The system stands out due its slip resistance and its ease of cleaning.

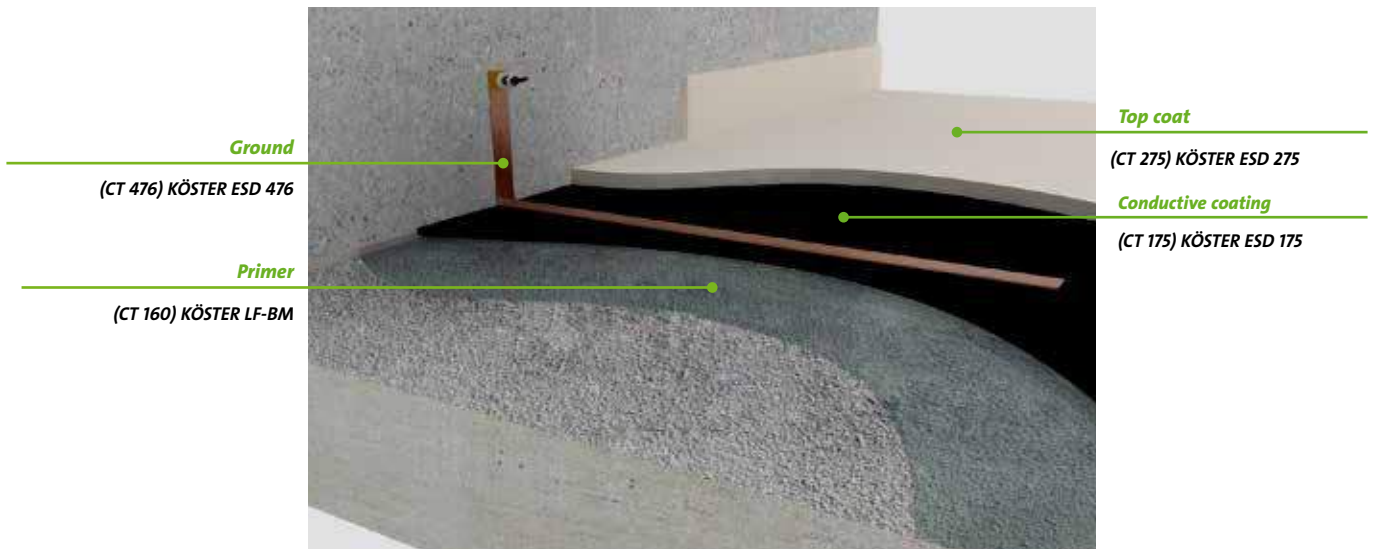
The epoxy resin sealant, KÖSTER EM-VS, is applied to a prepared substrate in two coats. In order to achieve a slip resistant and decorative colored finish, the coating is then broadcasted with KÖSTER Color Chips. Lastly, TS Transparent is applied as a transparent final layer. TS Transparent is a high performing surface sealant made out of modern

sustainable materials. Due to its good ultraviolet resistance, it can be used both in inside and outside areas. It provides the BTG System with a matte finish and a high-quality surface.

In cases where moisture can be trapped behind the coating such as non-waterproofed floor slabs or balconies, KÖSTER VAP I 2000 should be applied to protect against moisture and water vapor.

Always adhere to the specifications in the respective Technical Data Sheets.

Static discharge protective coating for shock sensitive production areas



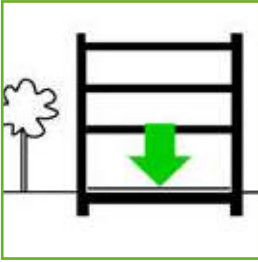
In areas where electronics are manufactured or in areas that can be electrostatically charged by people or machines, the floor must have a sufficiently high electrostatic dissipation to eliminate the risk of damage. For this ESD protection areas are required, (ESD : Electrostatic Discharge) where special ESD coatings are installed.

The KÖSTER ESD System has a structure that provides maximum protection against unwanted electrical charges. The product system consists of the conductive layer KÖSTER ESD 175, which is a solvent free epoxy resin dispersion that is simply applied with a roller. After only two hours it is cured and can be connected to the building grounding.

KÖSTER ESD 275 is applied as the top coat. After cure it not only protects the concrete from chemical and mechanical stresses, it also maintains the high electrostatic dissipation required for an ESD protected area. The KÖSTER ESD System has been tested according to the DIN EN 61340-4 by the KIWA Polymer Institute Ltd. The excellent test results allow the KÖSTER ESD System to be used in rooms with very high requirements.

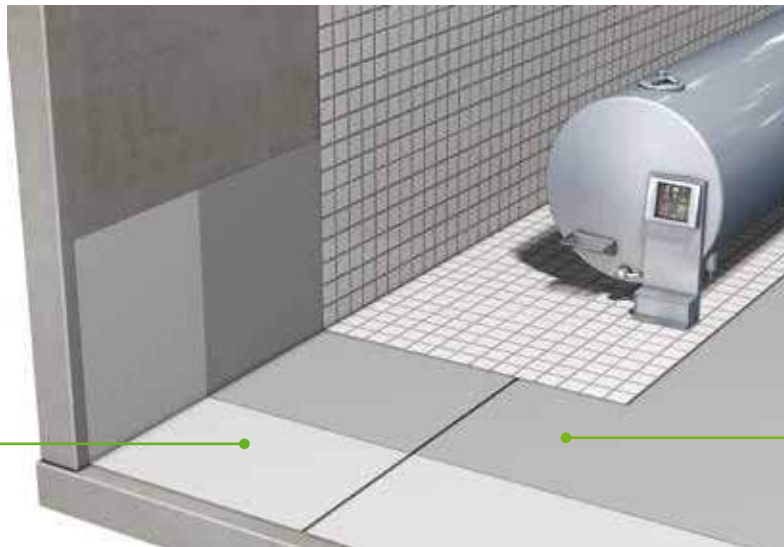
Always adhere to the specifications in the respective Technical Data Sheets.

Corrosion Protection



Corrosion protection is of primary concern particularly in industry and agriculture sectors where there is a variety of areas with increased safety requirements for example such resistance against acids and alkalis. These areas can include a variety of different buildings. In order to guarantee a long service life floors in production areas, warehouses and tanks must all be protected with long-term solutions. KÖSTER not only provides solutions for the effective protection of mineral surfaces but also for steel as well.

Heavy duty corrosion protection with Silicate Mortar or PSM



Waterproofing layer

(W 221) KÖSTER NB 1 grey
(W 223) KÖSTER NB 1 fast

Heavy duty surface protection

(CT 286) KÖSTER VE

For the protection of concrete surfaces against acids the first step is to coat the surface with the negative side waterproofing KÖSTER NB 1 Grey or the faster version KÖSTER NB 1 fast. The acid protection itself is made with KÖSTER Silicate Mortar (also suitable for damp substrates) or KÖSTER PSM (suitable for dry substrates and easy to apply).

Where acid resistant tiles are to be applied KÖSTER Silicate adhesive can be used as a tile adhesive and KÖSTER Silicate Mortar is used for jointing the tiles.

Always adhere to the specifications in the respective Technical Guidelines.

Corrosion protection of steel

Corrosion protection

(CT 283) KÖSTER Corrosion Protection
(CT 286) KÖSTER VE



Corrosion protection (crack bridging)

(CT 276) KÖSTER PS Flex

The corrosion protection of steel is usually done with a two layer coating of KÖSTER Corrosion Protection, applied by brush or roller. The substrate preparation is carried out according to DIN EN ISO 12 944-4 (Sa 2 ½, RY5 > 50 µm).

If a crack bridging, flexible coating is required KÖSTER Corrosion Protection is to be coated with two layers of KÖSTER PS Flex.

In the case of extraordinary high acid impact (e. g. when underrunning the acid dew point) the entire coating is to be carried out with two layers of KÖSTER VE. In addition to that KÖSTER VE is suitable for covering edges, holes and screws prior to the application of KÖSTER Corrosion Protection.

Always adhere to the specifications in the respective Technical Guidelines.

Because corrosion protection on steel requires experience and should be analyzed case by case, please contact our technical consultants. They will be glad to answer your questions.



J ***Joint sealing***
Joint sealants, joint tapes

J

KÖSTER
KB-Pox Adhesive



High performance adhesive specially designed for fastening KÖSTER Joint Tapes. It develops a high adhesive strength to concrete, mortar, metal, wood and many other building materials. It develops high early strength. Vertical and overhead application is possible. Two types of the material, normal and rapid curing, are available. The material has a pastelike consistency, contains no solvents and has a 100 % solids content.

J 120 005 5 kg

Consumption: For Joint Tape 20: 1 kg / m, for Joint Tape 30: 1.5 kg / m

KÖSTER
FS Primer 2C



KÖSTER FS Primer 2C is a fast curing, transparent, solvent free two component bonding agent. It is used as a primer for the subsequent application of KÖSTER Joint Sealant FS-H and FS-V.

J 139 200 200 g

Consumption: Approx. 10 - 20 g / m

KÖSTER
Joint Sealant FS-V



Formstable joint sealant with excellent resistance against mechanical stresses and a high resistance against water, sea water, salt solutions, petroleum and mineral oils. It is rot and root resistant. The rubber-elastic material based on polysulfides is 2-component, elastic and stable. Fields of application include permanently elastic waterproofing of vertical joints in below grade construction such as foundations, sewage treatment plants, garages, tunnels, etc.

J 231 004 4 kg
(black)
J 233 004 (grey)

Consumption: Approx. 1.6 kg/l void

KÖSTER
Joint Sealant FS-H



Self Levelling joint sealant with excellent resistance against mechanical stresses and a high resistance against water, sea water, salt solutions, petroleum and mineral oils. It is rot and root resistant. The rubbery-elastic material based on polysulfides is 2-component, elastic and pourable. Fields of application include permanently elastic waterproofing of horizontal joints in below grade construction such as foundations, sewage treatment plants, garages, tunnels, etc.

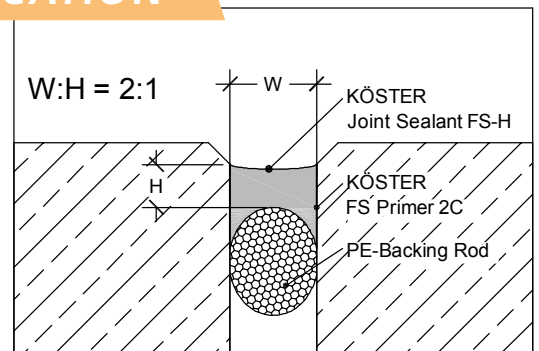
J 232 004 4 kg
(black)
J 234 004 (grey)

Consumption: Approx. 1.6 kg / l void

J - JOINT SEALING

GOOD TO KNOW: JOINT SEALANT APPLICATION

Joint flanks are beveled before the application of the Joint Sealant. The bevel must be at least 10 mm wide and in a 45° angle. To avoid damages to the Joint Sealant caused by movement in multiple directions, the Joint Sealant should only bond to two joint flanks. For this reason a backing is installed for example a foam PE backing rod. The Joint Sealant should be installed so that ratio of joint height: width is 2:1. A detailed table can be found in the Technical Guideline at www.koester.eu. To achieve a clean and orderly application, the sides of the joint are taped. Absorbent substrates must be primed with KÖSTER FS Primer 2C twice. Non-absorbent substrates are primed once. The joint is filled approximately 2 hours after applying the KÖSTER FS Primer 2C. The Joint Sealant is smoothed, for example with a spackle. The tape should be removed before the Joint Sealant has hardened.



KÖSTER
KB-Flex 200



Sealant for pipe and cable penetrations, even in the case of pressurized water.

KÖSTER KB-Flex 200 is a one component, permanently plastic material and can therefore be directly applied from the cartridge – even in the case of flowing water. The material bonds to a broad variety of substrates, such as concrete, masonry, mortar, plaster and all other mineral building materials, even ceramics, PVC, Polyethylene and Polypropylene.



Consumption

approx. 1.6 kg / l Void

Article No.


J 250 310

Packaging

310 ml
Cartridge

J 250 530

530 ml
Cartridge



Cable penetration



Pipe openings



Swimming pool installation



Against flowing water

KÖSTER
Joint Tape 20



Thermoplastic tape for sealing expansion and dilatation joints (up to 12 cm) and broad, irregular cracks. KÖSTER Joint Tape 20 is UV resistant, highly elastic and can withstand extreme movements in the joint. The joint tape system consists of KÖSTER Joint Tape and KÖSTER KB-Pox Adhesive, a high performance adhesive for fastening the joint tape to mineral substrates.

Article No.

J 820 020

Packaging

20 m

Consumption: Approx. 1 kg of KÖSTER KB-Pox Adhesive per meter KÖSTER Joint Tape 20

KÖSTER
Joint Tape 30



Thermoplastic tape for sealing expansion and dilatation joints (up to 20 cm) and broad, irregular cracks. KÖSTER Joint Tape 30 is UV resistant, highly elastic and can withstand extreme movements in the joint. The joint tape system consists of KÖSTER Joint Tape and KÖSTER KB-Pox Adhesive, a high performance adhesive for fastening the joint tape to mineral substrates.

J 830 020

20 m

Consumption: Approximately 1.5 kg of KÖSTER KB-Pox Adhesive per meter KÖSTER Joint Tape 30

KÖSTER
Special Caulking Gun



Cartridge gun for the application of KÖSTER KB-Flex 200 (530 ml / 850 g cartridge).

J 981 001

Piece

Article No. **Packaging**

KÖSTER
**Connecting Hose and
Nozzle**

*Accessories for the application of KÖSTER KB-Flex 200
Sealing Paste with a flexible hose and 45° bend.*

J 982 001

Piece



KÖSTER
Caulking Gun

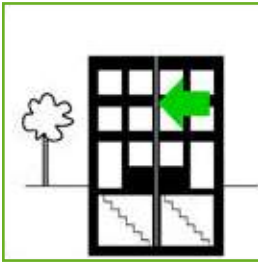
*For standard 310 ml cartridges, e. g. KÖSTER KB Flex 200
and KÖSTER Crisin 76 Cream.*

J 989 001

Piece




Joint sealing



Joints in construction members are designed to accommodate movement. In order to seal such joints effectively the sealants used must be permanently elastic, form stable and UV-resistant. Such sealants will then allow for any future movement which may occur and protect against damage.

Joint sealing on mineral and metal surfaces




Construction joints are exposed to movements caused by thermal or other stresses. To waterproof construction joints permanently, an elastic material is required. KÖSTER Joint Sealant FS is a proven joint sealant; it is resistant to mechanical stresses, UV radiation and aging. KÖSTER Joint Sealant FS is also resistant to aggressive chemicals.

It is important when waterproofing construction joints to apply a durable material which will permanently adhere to the joint flanks. The substrate must be stable, clean and dry as well as free of bond inhibiting substances. The substrate is primed with KÖSTER FS Primer. Optimal distribution of tension is guaranteed when the KÖSTER Joint Sealant FS is connected to just two opposing joint flanks. This

allows the material to expand across the construction joint. To separate the joint sealing from the bottom a backer rod (e. g. customary PE-round cord) is installed into the joint before applying the material. To avoid damage caused by tension stresses the joint sealant should be applied at a thickness appropriate to the measurements of the joint. The proportion of the applied sealant should be 1 : 1 to 1 : 2 (height to width of the joint).

Always adhere to the specifications in the respective Technical Guidelines.

Joint sealing by pressure injection into dry, damp and water bearing joints



Joint sealing

(IN 285) KÖSTER PUR Gel

Pump

(IN 928) KÖSTER PUR Gel-Pump

Injection Packer

(IN 925) KÖSTER Distributor Lance

Alternatives

(IN 923) KÖSTER Injection Lance

(IN 904) KÖSTER Impact Packer 18 Plus

Joint sealing

(IN 285) KÖSTER PUR Gel


Waterproofing joints which are exposed to water, active leakage or even pressurized water is a challenge because common joint sealing materials don't bond to wet substrates.

KÖSTER KB-Pur Gel is applied by pressure injection into the joint, old joint sealants generally don't have to be removed. KÖSTER KB-PUR Gel reacts with water and creates an elastic waterproofing material. Even flowing water can be stopped with this method.

Always adhere to the specifications in the respective Technical Data Sheets.

Because the subsequent sealing and waterproofing of construction joints requires experience and should be analyzed case by case, please contact our technical consultants. They will be glad to answer your questions.

Joint sealing on dilatation joints and other moving joints



Adhesive

(J 120) KÖSTER KB-Pox Adhesive

Joint sealing

(J 820) KÖSTER Joint Tape 20

Alternatives

(J 830) KÖSTER Joint Tape 30

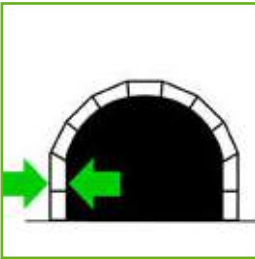
Construction joints wider than 35 mm are waterproofed with KÖSTER Joint Tape 20 (20 cm width) or with KÖSTER Joint Tape 30 (30 cm width).

KÖSTER KB-Pox Adhesive is applied onto the stable and prepared substrate. KÖSTER Joint Tape is bonded to both flanks of the joint with the first layer of adhesive. After that the joint tape is embedded into a second coat of KÖSTER KB-Pox Adhesive. KÖSTER

KB-Pox Adhesive has excellent adhesion to concrete and to the KÖSTER joint tape. KÖSTER joint tapes are elastic and tear-resistant.

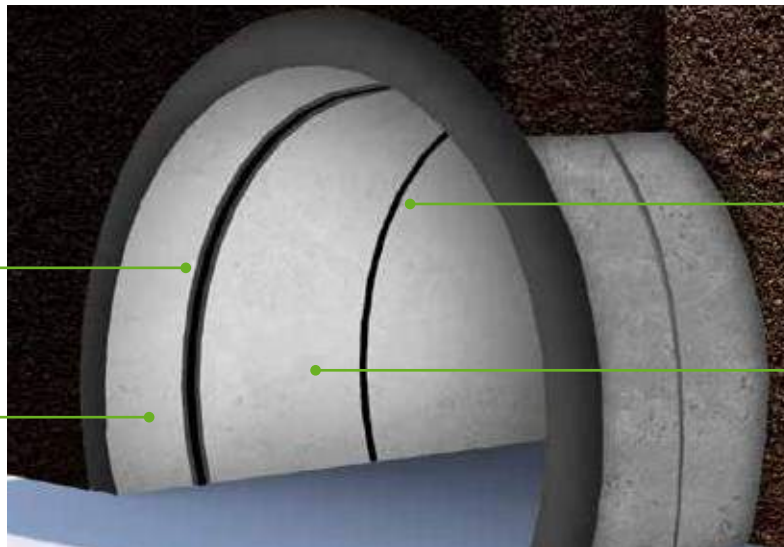
Always adhere to the specifications in the respective Technical Data Sheets.

Tunnel waterproofing



Tunnel waterproofing requires specialized waterproofing materials which can vary depending on the type of tunnel elements and construction methods involved. Special parameters such as abnormally high water pressure and infrastructure conditions must be taken into consideration during restoration planning. Additionally, other structural concerns such as chemical/mechanical stresses must be taken into account and considered during the selection of appropriate products. The following application methods are listed according to type and condition of the building component.

Joint Sealing in Tunnel Constructions



Joint Tape

(J 820) KÖSTER Joint Tape 20
(J 830) KÖSTER Joint Tape 30

Adhesive

(J 120) KÖSTER KB-Pox Adhesive

Joint Sealant

(J 233)KÖSTER Joint Sealant FS-V gery
(J 231) KÖSTER Joint Sealant FS-V black

Primer

KÖSTER FS Primer 2C

Cold and expansion joints are often affected by leaks during tunnel construction. In some cases, regrouting can be recommended. Joint flanks must be first levelled and repaired with KÖSTER Repair Mortar. The joint flanks must be sound and solid and free of oil and grease. A PE backing rod is installed in the width of the joint and the joint flanks are primed with KÖSTER FS Primer 2C. After the primer has dried, KÖSTER Joint Sealant FS-V is applied with a caulking gun and is smoothed over.

In cases where the joint cannot be repaired, it is important to prevent penetrating water in order to keep the operational area dry. In such cases, KÖSTER Joint Tapes are recommended.

Always adhere to the specifications in the respective Technical Data Sheets.



B Wet room waterproofing

B

KÖSTER
BD 50 Primer



Special primer for the KÖSTER BD System on dry or absorbent substrates. Penetrates deeply into the substrate creating an excellent bonding bridge for the subsequent waterproofing.

Consumption: Approx. 0.05 - 0.1 kg / m²; depends on the substrate

Article No. **Packaging**
B 190 005 5 kg

KÖSTER
BD 50



Ready to use, seamless waterproofing for damp and wet rooms. Highly elastic, waterproof acrylic based material. Fields of application include under tiles in showers, bathrooms, kitchens, car washes, etc.

Consumption: Approx. 1 kg / m²

B 290 010 10 kg

KÖSTER
BD Flexible Tile Adhesive



Single component, mineral flexible adhesive for all mineral building materials in construction. In combination with the KÖSTER BD System suitable for waterproofing wet rooms.

Consumption: Approx. 1.7 kg / m² per mm layer thickness

B 540 025 25 kg

KÖSTER
BD Flex-Band K 120



Joint sealing tape for the secure bridging of joints, wall / floor junctions and in areas prone to cracking. Specially designed for the KÖSTER BD System. An elastomer strip with protruding mesh for the secure integration into the area waterproofing. The KÖSTER BD System is an ETAG 022 certified system for the waterproofing of wetrooms e. g. under ceramic tile.

B 931 010 10 m
B 931 050 50 m

KÖSTER
BD Inside Corner



Ready to use, elastic moulded part for the waterproofing of inside corners in the KÖSTER BD System. Made of NBR-rubber with protruding mesh for the secure integration into the area waterproofing. The KÖSTER BD System is an ETAG 022 certified system for the waterproofing of wetrooms e. g. under ceramic tile.

B 932 001 Piece

KÖSTER
BD Outside Corner



Ready to use, elastic moulded part for the waterproofing of outside corners in the KÖSTER BD System. Made of NBR-rubber with an protruding mesh for the secure integration into the area waterproofing. The KÖSTER BD System is a ETAG 022 certified system for the waterproofing of wetrooms e.g. under ceramic tile.

B 933 001

Piece

KÖSTER
BD Wall Sleeve



Ready to use, elastic moulded part for the waterproofing of pipe penetrations in the KÖSTER BD System. Made of NBR-rubber with an protruding mesh for the secure integration into the area waterproofing. The KÖSTER BD System is a ETAG 022 certified system for the waterproofing of wetrooms e.g. under ceramic tile.

B 934 001

Piece

KÖSTER
BD Floor Sleeve



Ready to use, elastic moulded part for the waterproofing of floor drains in the KÖSTER BD System. Made of NBR-rubber with an protruding mesh for the secure integration into the area waterproofing. The KÖSTER BD System is a ETAG 022 certified system for the waterproofing of wetrooms e.g. under ceramic tile.

B 935 001

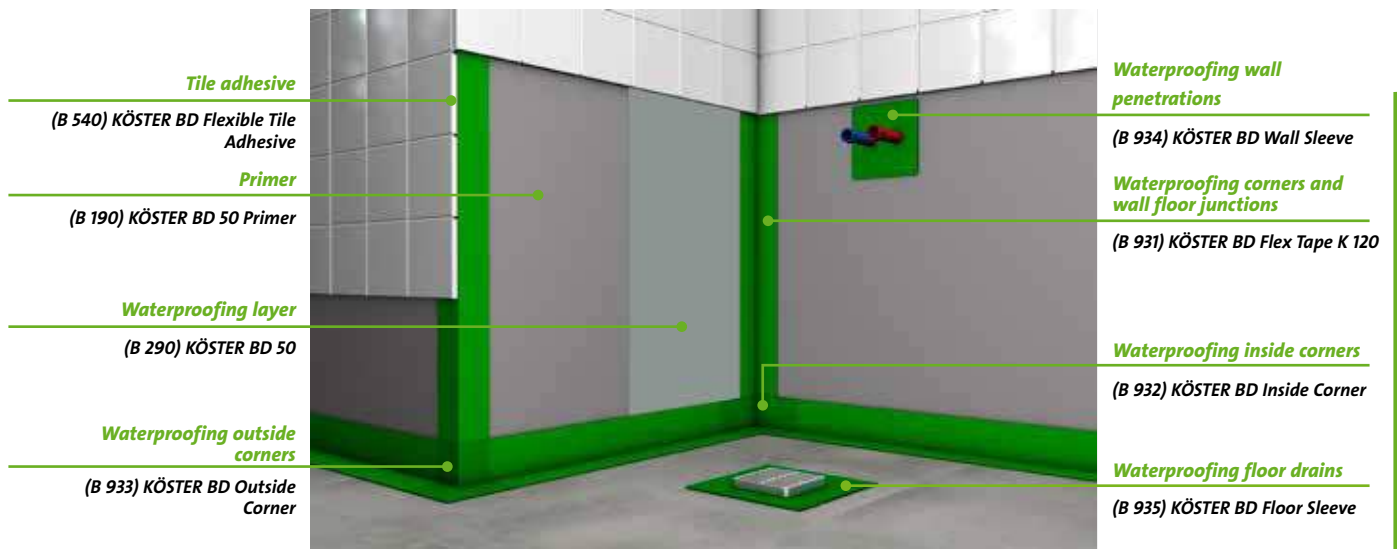
Piece

Wet room waterproofing



In these sensitive parts of the building, moisture can lead to severe damage to the entire building. Discoloration and tiles which are falling off the substrate are the first visible signs of such damages. Such rooms are waterproofed completely, in order to protect the entire building. The entire wall and floor area is seamlessly waterproofed. The waterproofing layer must be able to bridge possible cracks.

Wet room waterproofing with liquid synthetics



Only a few building elements are so constantly exposed to water as kitchens and bathrooms. In these cases a professional and crack bridging waterproofing material is required. Furthermore it must be stable enough so that tiles can be applied on top of it.

The KÖSTER BD-System is a complete system for water proofing underneath tiles according to ETAG 022. The dry and stable substrate is primed with KÖSTER BD 50 Primer. As a waterproofing layer KÖSTER BD 50 is applied. In corners and connection areas the pre-formed waterproofing elements

KÖSTER BD Inside Corner, KÖSTER BD Outside Corner, KÖSTER BD Wall Sleeve and the KÖSTER BD Floor Sleeve are embedded into the waterproofing layer.

At wall / floor junctions and joints KÖSTER BD Flex Tape K 120 is embedded. In areas where a reinforcement is embedded, movements won't cause damage to the waterproofing material.

Always adhere to the specifications in the respective Technical Data Sheets.



P Façade protection and paints

P

KÖSTER
Façade Cleaning Cream



Liquid, pasty Façade Cleaning Cream. It removes scaling and efflorescence from mineral substrates. It also cleans many other materials and surfaces quickly and effectively. KÖSTER Façade Cleaning Cream is made from natural, renewable raw materials. Due to its creamy consistency the material covers the surface excellently and doesn't drip. The long contact time helps to dissolve tough stains and soiling.

Consumption: Approximately 100 - 250 g / m² depending on the substrate.

Article No. Packaging

P 110 005 5 kg

KÖSTER
Façade Cream



Protection of mineral building structures and façades from water and driving rain. Solvent free, colorless after curing, water repellent, diffusion open hydrophobization cream for brick, clinker, natural stone and mineral plasters.

Consumption: Approx. 0.1 - 0.25 l / m² depends on absorbency of the surface.

P 200 005 5 l
P 200 015 15 l

KÖSTER
Siloxan



Façade hydrophobization for the protection of mineral building materials from water and driving rain. Sprayable, colorless after curing and open to water vapor diffusion.

Consumption: 0.2 - 1.0 l / m², depends on absorbency of the surface.

P 240 010 10 l

KÖSTER
Silicone Paint White



Ideal for use on restoration plasters. Diffusion open, matt silicone resin paint with a special water repelling effect.

Consumption: Approx. 0.2 l / m² per coat

P 260 010 10 l

KÖSTER
Acrylic Paint



High quality, matt, water-thinnable façade paint for a decorative final coating of mineral surfaces. The material is highly resistant, has good coverage, and is suited as a structure-preserving coating. White, can be colored.

Consumption: Approx. 0.2 ltr / sqm per layer

P 262 015 15 l

KÖSTER
MF 1

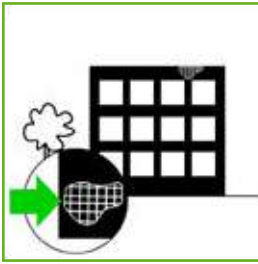


White mineral paint suitable for inside and outside areas. KÖSTER MF 1 is delivered in powder form, effective against algae, mold and fungi and free of fungicidal toxins.

*Consumption: Approx. 1.6 kg / m² in 2 coats (per coat
Approx. 0.8 kg / m²)*

Article No.	Packaging
P 280 012	12 kg

Façade Protection



Climatic influences and the resulting penetration of moisture into the substrate often lead to damages to the façade. In order to protect facades made of mineral or cementitious building materials, impregnations are used which make the surface water repellent. These hydrophobic agents penetrate deeply into the substrate and dry without leaving residues so that the visual appearance of the façade is not affected by the impregnation.

Protecting façades made of mineral building materials



Cleaner

(P 110) KÖSTER Façade Cleaning Cream

Surface protection

(P 200) KÖSTER Façade Cream
Alternatives
(P 240) KÖSTER Siloxan

KÖSTER façade protection systems prevent masonry and concrete from liquid water ingress (rain or splash water, condensate) but at the same time water vapor is still able to escape from the façade. That way long term moisture damage can be avoided.

KÖSTER Façade Cream is a solvent-free pasty hydrophobization material. It is applied as a film using a roller or brush and penetrates deep into mineral substrates. KÖSTER Siloxan in contrast is a liquid and can therefore be sprayed onto the façade or alternatively brush applied.


Always adhere to the specifications in the respective Technical Data Sheets.



***RT / RE TPO & ECB Roofing Membranes
(Pages 107 - 111)***

***R Roof waterproofing
(Pages 112 - 114)***

R



TPO and ECB Roofing Membranes

KÖSTER TPO Roofing Membranes can be installed by mechanical fastening, loose laying, or full surface adhesion on flat or green roofs. They stand out due to their excellent application and outstanding mechanical properties as well as through their durability and sustainability. KÖSTER produces both thermoplastic polyolefine (TPO) and ethylene copolymer bitumen membranes. The standard color of KÖSTER TPO membranes is light grey, for ECB Membranes the standard color is black.



- | | | | |
|----|---|-----|---------------------------|
| m: | mechanical fastening | w: | white |
| l: | loose laying with ballast | fr: | improved flame-resistance |
| b: | full surface or strip adhesion | sk: | self-adehered |
| u: | unreinforced (homogenous) roofing membrane for creation of drainage and ventilation flanges, and corner reinforcements. | | |



Full surface adhesion



Mechanical fastening



Under ballast / green roofs



Complex geometries

Roofing membrane with embedded glass fleece

Product name	Thickness	Width	Application	Article No.	Length
KÖSTER TPO 1.6 - 1.50 m	1.6 mm	1.50 m	m,l	RT 816 150	20 m
KÖSTER TPO 1.6 - 1.05 m	1.6 mm	1.05 m	m,l	RT 816 105	20 m
KÖSTER TPO 1.6 - 0.75 m	1.6 mm	0.75 m	m,l	RT 816 075	20 m
KÖSTER TPO 1.6 - 0.525 m	1.6 mm	0.525 m	m,l	RT 816 052	20 m
KÖSTER TPO 1.6 - 0.35 m	1.6 mm	0.35 m	m,l	RT 816 035	20 m
KÖSTER TPO 1.6 - 0.25 m	1.6 mm	0.25 m	m,l	RT 816 025	20 m
KÖSTER TPO 1.8 - 2.10 m	1.8 mm	2.10 m	m,l	RT 818 210	20 m
KÖSTER TPO 1.8 - 1.50 m	1.8 mm	1.50 m	m,l	RT 818 150	20 m
KÖSTER TPO 1.8 - 1.05 m	1.8 mm	1.05 m	m,l	RT 818 105	20 m
KÖSTER TPO 1.8 - 0.75 m	1.8 mm	0.75 m	m,l	RT 818 075	20 m
KÖSTER TPO 1.8 - 0.525 m	1.8 mm	0.525 m	m,l	RT 818 052	20 m
KÖSTER TPO 1.8 - 0.35 m	1.8 mm	0.35 m	m,l	RT 818 035	20 m
KÖSTER TPO 1.8 - 0.25 m	1.8 mm	0.25 m	m,l	RT 818 025	20 m
KÖSTER TPO 2.0 - 2.10 m	2.0 mm	2.10 m	m,l	RT 820 210	20 m
KÖSTER TPO 2.0 - 1.50 m	2.0 mm	1.50 m	m,l	RT 820 150	20 m
KÖSTER TPO 2.0 - 1.05 m	2.0 mm	1.05 m	m,l	RT 820 105	20 m
KÖSTER TPO 2.0 - 0.75 m	2.0 mm	0.75 m	m,l	RT 820 075	20 m
KÖSTER TPO 2.0 - 0.525 m	2.0 mm	0.525 m	m,l	RT 820 052	20 m
KÖSTER TPO 2.0 - 0.35 m	2.0 mm	0.35 m	m,l	RT 820 035	20 m
KÖSTER TPO 2.0 - 0.25 m	2.0 mm	0.25 m	m,l	RT 820 025	20 m
KÖSTER TPO 2.0 W - 1.50 m	2.0 mm	1.50 m	m,l	RT 820 150 W	20 m

Roofing membrane with polyester fleece backing

Product name	Thickness	Width	Application	Article No.	Length
KÖSTER TPO 2.0 F - 1.50 m	2.0 mm	1.50 m	m,l,b	RT 820 150 F	20 m
KÖSTER TPO 2.0 F - 1.05 m	2.0 mm	1.05 m	m,l,b	RT 820 105 F	20 m
KÖSTER TPO 2.0 F - 0.525 m	2.0 mm	0.525 m	m,l,b	RT 820 052 F	20 m
KÖSTER TPO 2.0 F FR - 1.50 m	2.0 mm	1.50 m	m,l,b	RT 820 150 F FR	20 m
KÖSTER TPO 2.0 F FR - 1.05 m	2.0 mm	1.05 m	m,l,b	RT 820 105 F FR	20 m
KÖSTER TPO 2.0 F FR - 0.525 m	2.0 mm	0.525 m	m,l,b	RT 820 052 F FR	20 m
KÖSTER TPO 2.0 F W - 1.50 m	2.0 mm	1.50 m	m,l,b	RT 820 150 F W	20 m

Self-adhered TPO membrane with polyester fleece backing

Product name	Thickness	Width	Application	Article No.	Length
KÖSTER TPO 1.5 SK FR - 1.05 m	2.0 mm	1.50 m	sk	RT 815 105 SK FR	20 m
KÖSTER TPO 1.5 SK FR - 0.525 m	2.0 mm	0.525 m	sk	RT 815 052 SK FR	20 m

Unreinforced, homogenous TPO membrane

Product name	Thickness	Width	Application	Article No.	Length
KÖSTER TPO 2.0 U - 0.525 m	2.0 mm	0.525 m	u	RT 820 052 U	20 m

ECB membrane with embedded glass fleece

Product name	Thickness	Width	Application	Article No.	Length
KÖSTER ECB 2.0 - 2.10 m	2.0 mm	2.10 m	m,l	RE 820 210	20 m
KÖSTER ECB 2.0 - 1.50 m	2.0 mm	1.50 m	m,l	RE 820 150	20 m
KÖSTER ECB 2.0 - 1.05 m	2.0 mm	1.05 m	m,l	RE 820 105	20 m
KÖSTER ECB 2.0 - 0.75 m	2.0 mm	0.75 m	m,l	RE 820 075	20 m
KÖSTER ECB 2.0 - 0.525 m	2.0 mm	0.525 m	m,l	RE 820 052	20 m
KÖSTER ECB 2.0 - 0.35 m	2.0 mm	0.35 m	m,l	RE 820 035	20 m
KÖSTER ECB 2.0 - 0.25 m	2.0 mm	0.25 m	m,l	RE 820 025	20 m

ECB membrane with polyester fleece backing

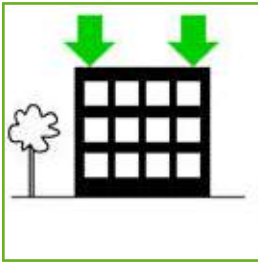
Product name	Thickness	Width	Application	Article No.	Length
KÖSTER ECB 2.0 F - 2.10 m	2.0 mm	2.10 m	m,l,b	RE 820 210 F	20 m
KÖSTER ECB 2.0 F - 1.50 m	2.0 mm	1.50 m	m,l,b	RE 820 150 F	20 m
KÖSTER ECB 2.0 F - 1.05 m	2.0 mm	1.05 m	m,l,b	RE 820 105 F	20 m
KÖSTER ECB 2.0 F - 0.525 m	2.0 mm	0.525 m	m,l,b	RE 820 052 F	20 m

Unreinforced, homogenous ECB membrane

Product name	Thickness	Width	Application	Article No.	Length
KÖSTER ECB 2.0 U - 0.525 m	2.0 mm	0.525 m	u	RE 820 052 U	20 m

Product program of KÖSTER TPO / ECB Accessories available separately per request.

Roofing membranes



Due to their position, roofs are exposed to considerable temperature and weather related stresses. The formation of cracks due to tension in the waterproofing layer can be the consequence. Safe retroactive waterproofing is required. It is vital to apply products which are characterized by great elasticity and high UV-resistance.

Roof waterproofing with mechanically fastened membranes

KÖSTER TPO Membrane


(RT 820) KÖSTER TPO 2.0

Alternatives

(RT 816) KÖSTER TPO 1.6
(RT 818) KÖSTER TPO 1.8
(RE 820) KÖSTER ECB 2.0

Supporting construction

See KÖSTER TPO / ECB accessories product range



Insulation

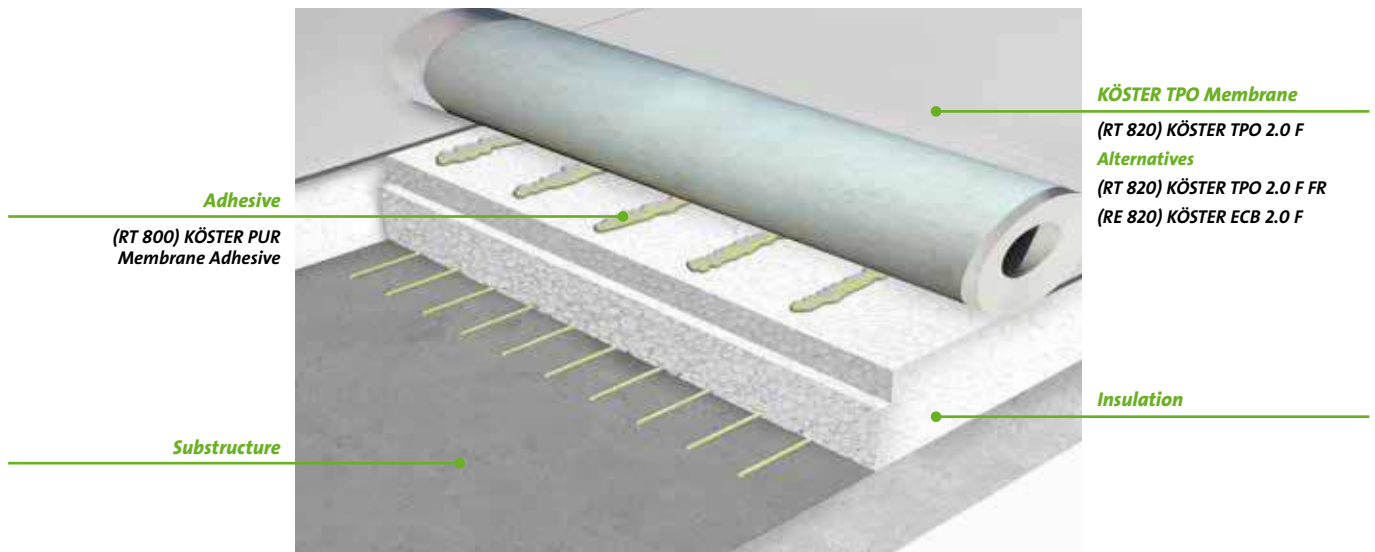
Substructure

The most common method of installing TPO membranes is through mechanical fastening. The membrane is mechanically fastened to the roof structure, which can consist of either wooden sheathing, trapezoidal sheets, or a concrete slab. The membrane is generally fastened through the thermal insulation, which requires special fasteners. Overlapping the membranes prevents the penetration of water into the installation. Due to its great compatibility with various materials such as bitumen, the KÖSTER TPO Membrane is suitable for use in the renovation of roof waterproofing systems as well. For instance, the KÖSTER TPO Membrane can be directly fastened to the substructure without

having to remove the old waterproofing system as long as the substrate is intact and structural aspects do not indicate otherwise. Mechanical fastening allows for a quick installation and provides a high resistance to wind loads without placing an additional load upon the waterproofing system. Thus, the roof structure is comparatively light in weight. Furthermore, mechanical fastening guarantees that the membrane will not slip, even on pitched roofs. Mechanical fastening even makes a green roof on a pitched roof possible.

Always adhere to the specifications in the respective Technical Data Sheets.

Roof waterproofing with bonded membranes



Adhesive
(RT 800) KÖSTER PUR
Membrane Adhesive

KÖSTER TPO Membrane
(RT 820) KÖSTER TPO 2.0 F
Alternatives
(RT 820) KÖSTER TPO 2.0 F FR
(RE 820) KÖSTER ECB 2.0 F

Substructure

Insulation

Full surface adhesion to the substrate offers a time-saving installation. The KÖSTER TPO Membrane features a special fleece coating which increases the bonding of the KÖSTER Polyurethane membrane adhesive. This results in a high adhesive strength and creates a perfect bond to the substrate. It is important that the substrate is suitable for a good adhesive bond. If necessary, an adhesive bridge can be applied. In addition, a wind load calculation must be carried out prior to the adhesion of the membrane in order to provide information about the amount of adhesive required and the alignment of the welding

seams. The KÖSTER Polyurethane membrane adhesive is applied in strips to the substrate, the fleececoated KÖSTER TPO Membrane is unrolled, and the membrane is firmly pressed onto the substrate using a rubber hand roller. This enables the adhesive to be spread evenly and help achieve uniformity of the bond. When distributing the adhesive care must be taken to ensure that no material is applied to an area that is to be welded to another sheet.

Always adhere to the specifications in the respective Technical Data Sheets.

Roof waterproofing with loose-laid membranes (e. g. green roofs)



KÖSTER TPO Membrane
(RT 816) KÖSTER TPO 1.6
Alternatives
(RT 818) KÖSTER TPO 1.8
(RT 820) KÖSTER TPO 2.0
(RE 820) KÖSTER ECB 2.0

Gravel cover/Landscaping

Insulation

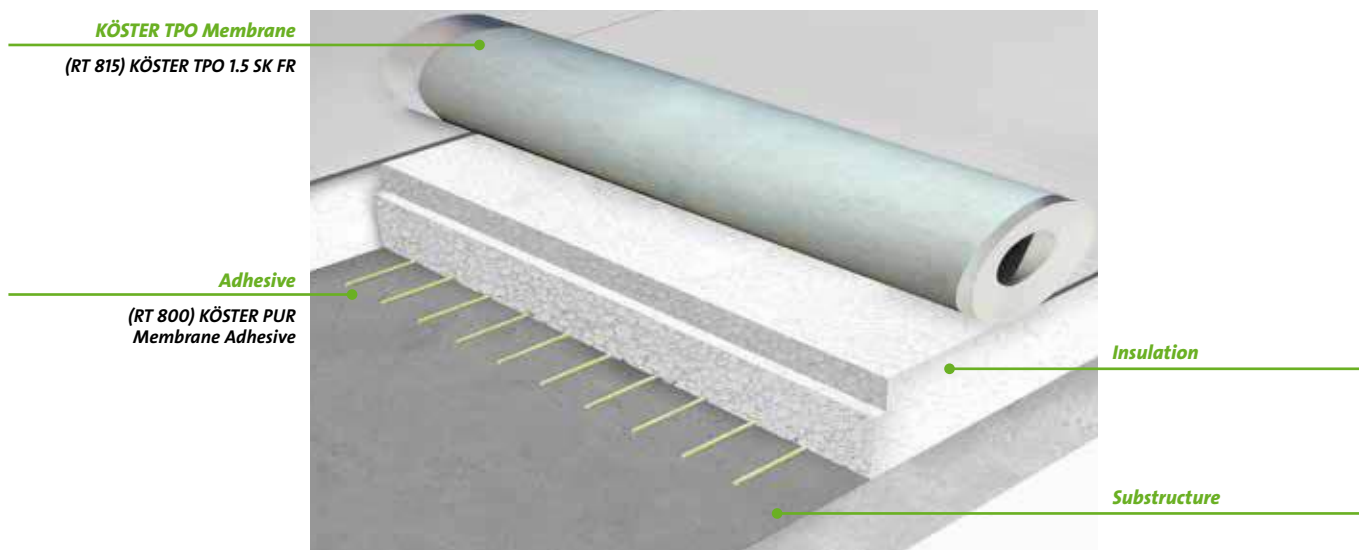
Substructure

A quick and secure way to install KÖSTER TPO Membranes is through loose laying with ballast. Ballast can consist of either gravel, paving slabs, or even green roofs. Ballast helps protect the roofing membrane against wind loads and can accommodate a wide range of architectural styles. A special advantage of this installation method is

that the roofing membrane does not need to be mechanically fastened to the substrate. Due to the weight of the ballast, higher loads must be taken into consideration in the roof load calculation.

Always adhere to the specifications in the respective Technical Data Sheets.

Roof waterproofing with self-adhered membranes



The self-adhering layer guarantees immediate, long-term adhesion and provides maximum protection against wind suction forces. The safe and easy welding of the overlaps with a hot air gun complete the installation advantages of the KÖSTER TPO SK (FR) single layer roofing system. Hardly any other material is as well suited for the waterproofing of roofs as thermoplastic polyolefin (TPO).

KÖSTER TPO SK (FR) Roofing Membranes are hail resistant, UV-stable, and have a high cold flexibility down to - 50 °C. Additionally, an embedded glass fleece provides the membrane with high stability.

KÖSTER TPO SK (FR) Roofing Membranes are plasticizer-free and are compatible with all insulation types.

KÖSTER TPO SK (FR) Roofing Membranes are classified as $B_{roof}(t1)$ and meet the requirements for "hard roofs" in accordance with DIN 4102-7. Moreover, KÖSTER TPO SK (FR) Roofing Membranes are suitable for installation directly over EPS insulation materials.



Roof waterproofing

KÖSTER 21



Multi purpose waterproofing with excellent adhesion to dry and moist substrates. 2 component, solvent-free, elastic, crack bridging material. It is liquid applied and therefore seamless, which eases application to complicated details. Due to its UV stability it is suitable for indoor and outdoor use. The white color reflects sunlight and reduces building surface temperatures. The fast curing coating is highly flexible, resistant to occasional foot traffic, aging, hydrolysis, UV-rays, frost, and salt.

Consumption: Approx. 2.5 - 3.0 kg / m²

Article No. Packaging
W 210 020 20 kg

KÖSTER Elastic Roof



Elastic, crack bridging, solvent free waterproofing for dry and slightly damp substrates. It is free of Volatile Organic Compounds, free of Polyurethanes, and free of Isocyanates. The fast drying foil-like coating is highly flexible, watertight, and water vapor permeable. The coating is resistant against ageing, hydrolysis, UV-rays, frost, and de-icing salts. The white color reflects heat. The application is easy and seamless.

Consumption: Total consumption Approx. 1.25 to 1.5 kg / m² in two coats

R 238 015 15 kg

KÖSTER Dachflex



Liquid applied, 1 component synthetic waterproofing for sloped roofs. KÖSTER Dachflex is a foil like coating, waterproof, water vapor permeable and can be colored. The material is highly elastic, quick drying, pasty, solvent-free and is also suitable for the repair of leaky flat roofs.

Consumption: Approx. 0.75 - 1.0 kg / m² per coating;
Approx. 1.5 to 2.0 kg / m² total consumption.

R 260 020 20 kg

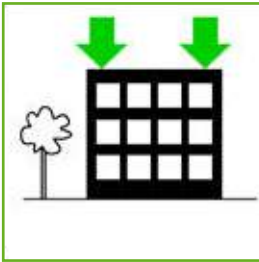
KÖSTER KSK Alu Strong



Cold applied self-adhesive synthetic / bitumen sealing membrane for the waterproofing of small, weather exposed roofs, garages and car ports. Applicable between + 12 °C and + 35 °C. KÖSTER KSK ALU Strong does not require hot air or propane gas welding for its application. It is laminated and with a coarse grain embossed, UV resistant aluminum foil which is coated with a grey protective finish on the top side. For additional reinforcement a highly tear resistant fabric is embedded. Placement of a gravel layer on top of the membrane after installation is not required.


R 817 105 AS 10.5 m²

Roof waterproofing



Due to their position, roofs are exposed to considerable temperature and weather related stresses. The formation of cracks due to tension in the waterproofing layer can be the consequence. Safe retroactive waterproofing is required. It is vital to apply products which are characterized by great elasticity and high UV-resistance.

Liquid applied roof waterproofing



Fillet

(W 532) KÖSTER WP Mortar

Waterproofing layer

(W 238) KÖSTER Elastic Roof
(W 210) KÖSTER 21

Reinforcement layer

(W 450) KÖSTER Flex Fabric

Primer

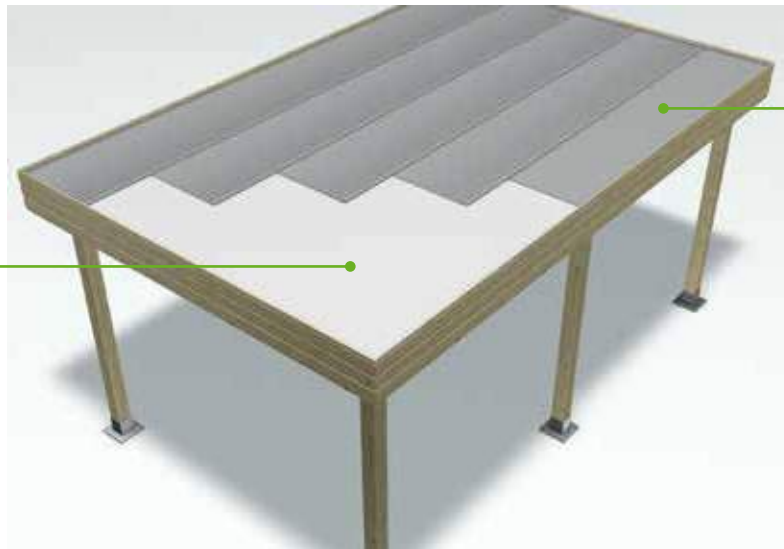
(M 111) KÖSTER Polysil TG 500

Concrete roofs are often difficult to waterproof with membranes due to numerous penetrations and complex geometry. KÖSTER Elastic Roof is a liquid applied elastic waterproofing for roofs. It is UV resistant, white and crack bridging. The product does not contain solvents and allows an easy, seamless application.

KÖSTER Elastic Roof is directly applied onto the prepared concrete substrate by roller or spraying. It has very good adhesion to itself (important for overlapping and easy repair) and even damp substrates. Absorbent substrates are primed with KÖSTER Polysil TG 500.

Always adhere to the specifications in the respective Technical Data Sheets.

Roof waterproofing with cold self-adhesive sealing membranes



Primer

(W 245) KÖSTER KBE Liquid Film

Alternatives

(W 100) KÖSTER KSK Primer SP

Waterproofing layer

(R 817) KÖSTER KSK ALU Strong

Smaller roofs on non residential buildings can quickly and easily be waterproofed with the cold selfadhesive sealing membrane KÖSTER KSK Alu Strong. The clean and dry substrate is primed with KÖSTER KBE Liquid Film. KÖSTER KSK Alu is applied onto the dry and primed roof area. Membranes have to overlap a min. of 10 cm on each side. Connections, penetrations and overlaps are sealed with KÖSTER KBE Liquid Film.

Always adhere to the specifications in the respective Technical Data Sheets.



X Accessories

X

KÖSTER
Universal Cleaner

Solvent free cleaning agent for bituminous materials and epoxy resins.

X 910 010

10 l



Consumption: as needed

KÖSTER
Drill Stirrer

Special stirrer for mixing 2-component polymer modified bitumen thick film sealants, e.g. KÖSTER Deuxan 2C and KÖSTER Bikuthan 2C.

X 911 001

Piece



Round connector Ø 12 mm for chuck

KÖSTER
Ring wrench

For easy opening and closing of 10 l and 30 l jerrycans.

X 916 001

Piece



KÖSTER
Diagnosis Case

The KÖSTER Diagnosis case allows for the on site testing of common salts (chlorides, nitrates, sulfates). The case contains all necessary tools for taking samples and sample preparation as well as for the execution of the analysis including a small digital hand scale. Also included with the case are work instructions, a notepad, and a pen for documentation.

X 919 001

Piece



KÖSTER
Rubber Gloves

Robust, smooth gloves for applying of KÖSTER waterproofing slurries.

X 920 001

Pair



KÖSTER
Cleaning tissue



For cleaning tools.

Article No. Packaging

X 985 001 10 kg package

KÖSTER
Spatula



For the application of KÖSTER KB-Flex 200 Sealing Paste, etc.

X 986 001 (20 mm) Piece

X 987 001 (50 mm) Piece

KÖSTER
Single Paddle Mixer



Electric multi-purpose mixer for materials with low and high viscosity. 1300 Watt, 220 V, stageless adjustable. Delivered including mortar stirrer and disc stirrer.

X 991 001 Piece

KÖSTER
Double Paddle Mixer



Electric compulsory mixer, especially suitable for paste-like and highly viscous mortars, plasters, adhesives, bitumen, etc. 1400 Watt, 220 V, delivered including mortar stirrer.

X 992 001 Piece

KÖSTER
Disc Stirrer



For the KÖSTER Single Paddle Mixer. With ring, suitable for the mixing of self-levelling screeds, sealing slurries, injection mortars, etc.

X 996 001 Piece

Threaded M14 connector

KÖSTER
Mortar Stirrer



For the KÖSTER Single Paddle Mixer. Suitable for mixing thick and paste-like materials, restoration plasters, adhesives, mortars, tile adhesives, etc.

X 997 001

Piece

Threaded M14 connector

KÖSTER
Mortar Stirrer Set



For the KÖSTER Double Paddle Mixer. The set consists of one right-handed and one left-handed mortar stirrer.

X 998 001

Piece



Index

IX

Symbols

1C Injection Pump 54
2 IN 1 48
21 10
310 ml cartridges 93

A

abrasion resistant waterproofing 12
absorbency 73
acrylic gel 50
Acrylic Gel Pump 55
Acrylic Paint 103
Active leakages 15
additive 16
adhesive 91
against flowing water 92
agricultural concrete 81
a grout for anchor holes 73
analysis 116
Analyzing crack movements 56
application of KÖSTER KB-Flex 200 92
area injection 50
area injection of masonry 50
automobile industry 80

B

Balcony restoration 65
Ball Valve 54
Base waterproofing 12
bathrooms 99
BD 50 99
BD 50 Primer 99
BD Flex-Band K 120 99
BD Flexible Tile Adhesive 99
BD Floor Sleeve 100
BD Inside Corner 99
BDM 68
BD Outside Corner 100
BD Wall Sleeve 100
BE Rainproof 14
Betomor Multi A 65
Bikuthan 1C 13
Bikuthan 2C 12
Binding Agent 67
Bitumen Emulsion 9
Bitumen free waterproofing 12
Bitumen Primer 9
bitumen sealing compound 14
bitumen sealing membrane 17
bonding agent 78, 91
bonding bridge 65
Bridge Coat 81
broad, irregular cracks 92
Brush for Liquids 18
Brush for Slurries 18
BS 1 Bitumen Paste 14
BTG System 82
Butyl Fix-Tape Fleece 17

C

Cable penetration 92
Capillary Rods 41
Carbonation 68
car washes 99
casting resin 78
Caulking Gun 93
C-Coat 66
ceramic 79
CFR 1 10
chimneys 81
cleaning agent 116
Cleaning agent 50
Cleaning Brush 56
Cleaning Cream 103
Cleaning tissue 117
CMC 81
coarse mortar 65
Coarse Sieve 54
Cold applied waterproofing 17
Color-Chips 82

Concrete primer 36
concrete replacement 66
Connecting Hose and Nozzle 93
Construction Resin 78
Corrosion Protection 81
Crack stitching 49
Crisin 76 Concentrate 38
Crisin Cream 37
Crystallizing waterproofing 11
curtain injection 50

D

damp and wet rooms 99
de-airing floor coatings 82
decorative colored chips 82
decorative floor covering 80
decoupling 17
Deuxan 2C 13
Deuxan Professional 13
Dew point for coatings 83
Diagnosis Case 116
Diffusion-open plaster 38
dilatation joints 50
DIN 18 195 12, 13
DIN EN 998-1 39
DIN EN 1504-2 10
DIN EN 15814 13
DIN EN 61340 80
DIN EN 61340-1 80
Disc Stirrer 117
dispersion 16
Distributor Lance 52
Double Paddle Mixer 117
drainage 17
Drill Stirrer 116
drinking water 11
Drive in aid for Impact Packer 12 51
Drive in aid for Lamella Packer 51
dry cracks 48

E

elastic floor coating 80
elastic foam 48
Elastic PU injection resin 48
electrical pump 54
elevated chemical and mechanical stresses 81
EM-VS 78
epoxy dispersion 78
Epoxy mortar 81
ESD 175 78
ESD 275 80
ESD protected area 78
ESD protected floor 80
ESD System 78, 80
ESD zone 80
ETAG 022 99
expansion and dilatation joints 92
External basement waterproofing 12, 13

F

Façade Cleaning Cream 103
Façade Cream 103
Façade hydrophobization 103
façade paint 103
fast curing mortar 66
fast setting repair mortar 15
fast setting restoration plaster 39
fibrated thick film sealant 13
fillets 15
fine filler 65
Fine Plaster 38
Fine Sieve 54
Fix-Tape 10 Alu 16
Fix-Tape 15 DS 16
Fix-Tape 15 SY 17
Flex Fabric 14
flowing water 10
Foot Pump 56
Formstable joint sealant 91
FS Primer 2C 91

G

Gauging rake 82
gel 50
Gel Hose 53
Gel Pump 53
Glass Fiber Mesh 14
Grip Head 56
grouting of masonry anchors 50
grout mortar 73

H

Hand Pump with manometer 55
Hand Pump without manometer 55
heavy duty corrosion protection 81
high abrasion resistance 80
highly elastic bitumen 12
horizontal joints 91
hose injection 49
hot-applied 10
HP Material Hose 54
hydro gel 50
hydrophobization 103
Hydrosilicate Adhesive SK 36
Hydrosilicate Board 40
Hydrosilicate Tapered Board 39

I

immobilize salts 9
Impact Packer 12 50
Impact Packer 18 Adapter 51
Impact Packer 18 Plus 51
IN 1 48
IN 2 48
IN 3 48
IN 4 49
IN 5 49
IN 7 49
Injection cream 37
injection foam 48
Injection Gel G4 50
Injection Gun 54
Injection Lance 52
injection liquid against rising damp 37
injection pump 53
Injection resin 48
injection resin for structural strength 48
Injection Whip 53, 55
Installation Tool for Capillary Rods 40
installing packers 51
integral waterproofing 68

J

JOINT SEALANT APPLICATION 91
Joint Sealant FS-H 91
Joint Sealant FS-V 91
Joint Tape 20 92
Joint Tape 30 92

K

KBE Liquid Film 12
KB-FIX 1 66
KB-FIX 5 66
KB-Flex 200 92
KB-Pox Adhesive 91
KB-Pox IN 49
KB-Pox Thickening Agent 82
KD 1 Base 10
KD 2 Blitz
Powder 15
KD 3 Sealer 13
KD System 10
kitchens 99
KÖSTER 21 10
KÖSTER BTG System 78
KÖSTER Drill Hole Cleaner 40
KSK ALU 15 17
KSK Primer BL 9
KSK SY 15 17

- L**
Lamella Impact Packer 51
leveling layer 73
LF-BM 78
LF-VL 80
Liquid roof waterproofing 10
Loka Hand Pump 55
low-pressure injection 51
low viscosity polyurethane 49
Low viscous injection resin 49
- M**
Manometer 53, 54
Manual membrane pump 55
Masonry primer 36
masonry restoration 36
Material Hopper 54
Mautrol 2C 37
Mautrol Borehole Suspension 36
Mautrol Flex 2C 37
Mautrol Liquid Sealant 37
Mautrol Liquid Sealant Cartridge 37
mechanical protection 17
membranes 17
MF 1 104
Micro Grout 1C 50
mineral paint 104
mineral underlayment 73
mineral underlayment for wooden floors 74
mixer 117
Mixhead 53
Moisture Vapor Emission Rates (MVER) 79
Mortar stirrer 117, 118
Mortar with high chemical resistance 66
Multi purpose mortar 65
multi purpose waterproofing 10
- N**
NB 1 Fast 11
NB 1 Flex 16
NB 1 Grey 11
NB 2 White 11
NB 4000 12
NB Elastic Grey 11
NB Elastic White 12
negative side waterproofing 11
Nonporous substrates 74
- O**
old bitumen 9
One-day-site Packer 52
osmotic action 79
- P**
PCC Mortar 15
Peristaltic Pump 19
pigment dispersion 82
Pigment Paste 82
Pipe openings 92
plaster key 36
Plastic packer 50, 51
plug 16
PMBC 13
Pneumatic pump 55
polymer modified bitumen thick film sealant 12
Polysil TG 500 9, 36
polystyrene light fillers 12
polysulfides 91
polyurethane foam 48
polyurethane gel 50
Primer 9, 36, 73, 91
primer for mineral substrates 78
primer for the KÖSTER BD System 99
primer under terrazzo, marble, and ceramic tiles 73
priming absorbent and non-absorbent substrates 73
priming unsealed interior concrete floors 79
Protecting the waterproofing layer 14
Protection and Drainage Sheet 3-400 17, 18
- protection board* 17
protective coating 81
Protimeter 41
PS Flex 80
PU injection resin 49
pump 19, 53
PUR Cleaner 50
PUR Gel 50
- R**
Radonproof 11, 17
reinforcement of waterproofing 14
removes scaling and efflorescence 103
repair concrete surfaces 66
Repair Mortar 15
Repair Mortar NC 67
Repair Mortar Plus 15
re-profiling 66
Resin Mixer 56
Resin Roller 83
restoration of structural strength 50
Restoration Plaster 1 Grey 38
Restoration Plaster 2 Fast 39
Restoration Plaster 2 Light 39
Restoration Plaster 2 White 39
Restoration Plaster Key Coarse 36
restores structural integrity 49
Ring wrench 116
rising damp 37, 38
roller 83
Roofing Nails 19
rubber 79
Rubber Gloves 116
Rubber Hand Roller 18
- S**
salt burdened substrates 39
salt efflorescence 36
Salt in masonry 38
salt-resistant restoration plaster 39
sandwich waterproofing 12
SB Bonding Emulsion 16
scratch resistant sealant 78
screw packer 52
SD Edge Profile 18
SD Fixing Element 19
Sealant for pipe and cable penetrations 92
sealing agent 68
sealing tape 16
seamless waterproofing 99
self-adhesive tape 17
self leveling 73
Self Levelling joint sealant 91
Service Box 19
Sewer and Shaft Mortar 67
sheet vinyl 79
showers 99
Silicone Paint White 103
Siloxan 103
Single component 13
Single Paddle Mixer 117
slab waterproofing 13
SL Flex 74
Slide Coupling 53
slowing the setting time 68
SL Premium 73
SL Primer 73
SL Protect 74
smoothing of concrete surfaces 66
solid body resin 48
Solvent-free primer 9
Spatula 117
Special Caulking Gun 92
Spiked Roller 82
spray applied 13
Squeegee 83
stainless steel 81
static discharge 80
stirrer 117
structural bonding 49
- substrate* 36
substrate preparation 9, 36
Substrate preparation 78
Suction Angle 40
Superpacker 52
surface sealant for concrete 81
Swimming pool installation 92
Swivel-joint 53
- T**
testing of common salts 116
thermal attack 79, 80
thermal bridges 39, 46
Thermoplastic tape 92
thickening Agent 82
thick film sealant 13
thin layer plaster 38
TS transparent 81
Turbo Binding Agent 67
Turbo F 66
Turbo M 66
Turbo Retarding Agent 68
Turbo Super Plasticizer 67
- U**
UC 100 79
UC 200 80
UC 300 80
UC Pigment Paste 82
Underlayment with high chemical resistance 74
Universal Cleaner 116
universal epoxy binding agent 78
unsealed interior concrete floors 79
urethane cement system 79, 80
- V**
VAPI 06 73
VAPI 2000 79
VAPI 2000 FS 79
VAPI 2000 UFS 79
Vapor barrier 79
vapor tight flooring 79
VCT 79
VE 81
vertical joints 91
VGM Fast 73
vinyl ester mortar 81
- W**
waste treatment plants 81
water activated PU injection foam 49
water based epoxy 78
water bearing cracks 48
Water Hose 53
Waterproofing against Radon 13
waterproofing against rising damp 37
Waterproofing balconies/terraces 10
waterproofing of tanks 11
Waterproofing on bitumen 10
waterproofing under tiles 11
waterproofing wet rooms 99
water repelling effect 103
water resistant mortar 15
Waterstop 16
Water tight restoration mortar 67
wet cracks 48
wicking moisture 37, 38
WP Mortar 15
WTA certified 39
- Z**
Z 1 65
Z 2 65

KÖSTER waterproofing products – guaranteed safe

Decades of experience and the high quality of our products has made us a reliable partner on the construction site. Our wide product range includes well-engineered, patented waterproofing products and systems for every possible problem with pressurized or non pressurized water.

Every KÖSTER product meets state of the art research and development and is subject to permanent product and quality control. Test certificates from numerous institutes confirm the high quality of our waterproofing materials.

KÖSTER waterproofing materials – quality you can rely on.



Terms and conditions of business, supply and payment of KÖSTER BAUCHEMIE AG

I. General

1. The following terms and conditions of supply and payment apply to the entire business relationship with our customers. The purchaser accepts them as binding on them in respect of the current contract and also for all future transactions. Any alternative agreement requires our written confirmation. The purchaser asserts no purchase terms of their own. They also do not become part of the contractual terms and conditions by consequence of our non-communication or supply.

II. Quotation and supply

1. Our quotations are non-binding.

2. If we are prevented by a hindrance from fulfilling the contract on time by procurement, manufacturing or supply failures – on our part or on the part of our suppliers – e.g. due to an energy shortage, traffic disruption, strike action or lockout, the supply period is extended accordingly. The purchaser can only withdraw from the contract if, on expiry of the extended term, they set us a final deadline in writing. Withdrawal can only be made if we have not fulfilled within the final deadline and withdrawal is notified in written form.

3. If our fulfillment of the contract is made partially or completely impossible for the reasons stated in paragraph 2, we are released from our supply obligation.

4. We will inform the purchaser immediately of the hindrance under paragraph 2 and the impossibility under paragraph 3.

5. Compensation claims by the purchaser arising from delay or non-fulfillment are excluded, to the extent that malicious intent or gross negligence on our part is not proven.

6. If the purchaser is in default of payment in respect to an earlier supply, we are entitled to withhold supplies without obligation to compensate for any loss caused.

7. We are entitled to make part supply.

III. Prices

1. Invoices are raised at prices applicable at the date of the supply, if no special agreement has been made in this regard. If, in the case of a forward order or a make-and-hold order, only a part of the agreed quantity is accepted during the agreed period, we are entitled, at our discretion, either to invoice the supplied amount at the price applicable to that lot-size or to supply the quantity not called upon and raise an invoice.

2. If, in exceptional circumstances, we agree to a return of goods, we will invoice 20% of the net goods value to cover our costs. Generally, we do not accept the return of non-standard supplies

IV. Payment

1. Our invoices fall due for payment immediately after receipt of the invoice. However, we reserve the right, in individual cases, to agree to other payment terms at the time the contract is entered into. Default arises immediately after receipt of the invoice. In this regard, the invoice is deemed to be received three days after the date of the invoice, unless the recipient proves a later date of receipt.

2. In the case of default of payment on the part of the purchaser, we are entitled to charge default interest after the occurrence of default in accordance with generally agreed terms of business. A charge of EUR 15.00 per payment reminder is raised after the occurrence of default.

3. We reserve the right to decide on the acceptance of cheques and bills of exchange on a case-by-case basis. They are only accepted on account of payment. The credit is made under the normal reservations. For bills of exchange, we charge the normal bank discount and collection charges. We do not undertake any guarantee for the correct timing of encashment or remonstration.

4. In circumstances where a bill of exchange or cheque is not cashed on time or circumstances arise regarding the purchaser, which, in our view, no longer warrant the granting of credit, we can determine the whole amount due to us as falling due immediately – even if bills of exchange or cheques have been provided in respect of it.

5. Only persons with our written power of collection are entitled to receive payments with the issue of one of our receipt forms.

6. The purchaser can only assert a right of retention, if it relates to the same contractual relationship. The purchaser is only entitled to an offset if we have recognized the opposing amount due or it has been legally recognized.

7. If the purchaser gets into default with an invoice, and the value of this invoice reaches a significant amount for the business relationship, all receivables of this business relationship fall due immediately independent of any acceptance of bills of exchange. We are furthermore entitled to demand prepayment before any future delivery.

8. If the default is not dispelled within an acceptable final deadline, we are entitled to withdraw from the contract or to demand compensation due to non-fulfillment. This applies in particular to agreed but not delivered follow-up business. In circumstances where information arises regarding the purchaser, which in our view, no longer warrant the granting of credit, we are entitled, apart from before made agreements, to demand prepayment or payment on delivery of the material. The purchaser is entitled to provide security for bills receivable.

V. Retention of title

1. The goods remain our property until the payment of all, including future, amounts due to us arising as a result of our business relationship with the purchaser. This also includes conditional amounts receivable.

2. In the case of a processing or a combining of the goods subject to reservation of title with other items not belonging to us, we are entitled to a co-ownership share in the new item in the amount of the sales price invoiced to the purchaser including value added tax or other sales taxes. The purchaser holds the item in custody for us free of charge.

3. The purchaser may sell the goods subject to retention of title as part of orderly business activities, but only under terms of immediate payment or reservation of title; they are not entitled to provide other entitlements, in particular, the granting of security or a pledge.

4. The purchaser assigns to us the amount from his receivable with all ancillary rights from the onward sale of the goods subject to retention of title that corresponds with our invoice price inclusive of value added tax or other sales taxes.

5. Where the receivables of the purchaser from the onward sale are received into a current account, the purchaser also assigns herewith his receivable from their customer from the current account. The assignment is made at the amount that we invoiced to them for the

goods resold subject to retention of title inclusive of value added tax or other sales taxes.

6. Subject to revocation, the purchaser is entitled to collect the receivables assigned to us. The assignment or pledging of these receivables is only permitted with our written agreement. Where circumstances arise in relation to the purchaser, which in our view, no longer warrant the granting of credit, at our request, the purchaser is to inform the debtors in writing of the assignment, to provide us with all information and make available and send us documentation. For this purpose, the purchaser is to grant us access, where necessary, to their documents in this respect.

7. In the case of the existence of the circumstances stated in para. 6, sentence 3, the purchaser must grant us access to the goods subject to the reservation of title still in their possession, to send us an accurate list of the goods, to separate the goods and release them to us.

8. If the value of this security exceeds the amount of our receivables by more than 20%, we will release the security to that extent, at the request of the purchaser and our discretion.

9. The purchaser is to inform us immediately in writing of the access of third parties to the goods subject to retention of title or the receivables assigned to us and to support us in intervention in every way.

10. The purchaser bears all of the costs for the fulfillment of the aforementioned cooperation obligations in the pursuit of all rights from the retention of title as well as all costs incurred in the preservation and storage of the goods.

VI. Packaging and dispatch

1. Packaging follows normal commercial practices relevant to the goods. Special packaging and replacement packaging is charged at cost price. Supply is made by forward freight from the factory.

VII. Transfer of risk

1. Risk is transferred to the purchaser as soon as the goods leave our factory or warehouse. All supplies, including any returns, travel at the risk of the purchaser.

2. Our supplies are not insured against damage whilst in transport.

VIII. Responsibility for defects and compensation

1. The goods are supplied in the quality and finish as is normal for us at the time of the supply.

2. Our supplies are to be checked for correctness on receipt. Under or incorrect supplies as well as any defects can only be objected to within 14 days following receipt. Delayed notification of defects does not bring about any entitlement against us. This also applies in respect of non-evident defects, if the purchaser is a merchant.

3. Advice from our employees does not release the purchaser from their own examination of the product with regard to its suitability for its intended purpose and from the observation of the processing requirements of the manufacturer. In addition, technical application advice from our employees, processing instructions, consumption quantities etc., are only general guidelines and do not give rise to a contractual legal relationship or an additional obligation from the purchase contract. No liability arises from such activities. Consumption quantities in our technical leaflets are average values based on experience. Over or under consumption on specific objects do not initiate any rights or claims.

4. The guarantee obligation lapses if changes to the goods supplied have been carried out by the other party or if the purchaser does not immediately comply with our request for the return of the goods subject to complaint. It also lapses if the complete settlement of our invoices does not take place within the contractual or agreed period of credit.

5. If the goods supplied by us are faulty and we are notified within the time limit, we will replace the faulty goods without charge. In the absence of a replacement supply, the purchaser can withdraw from the contract. In the case of a complaint on the grounds of quality, a sample is to be submitted for examination, as appropriate.

6. Our guarantee obligation ends with the term as per law of the country to which the products sold, at maximum five years. Longer guarantee periods are only binding if they have been confirmed by us in writing. In the case of any such extended guarantee, only the entitlement to the replacement of defective materials exists and not the refunding of costs of consequential damage, labor and handling or other compensation claims. To the extent that we grant the recognition of a defect – after the expiry of the guarantee under sentence 1 – we have the discretion of making an additional supply of the same, defect free materials at no cost or refunding the purchase price paid at the time, excluding ancillary costs such as freight.

7. Our liability is unlimited in cases of damages arising from injury to life, body or health and in all cases of damages caused intentionally or by gross negligence. Similarly our liability is unlimited for damages due to fraudulent concealment of a defect, for defects after having been given a guarantee, for damages covered under the German Product Liability Act (Produkthaftungsgesetz) and in all other cases established by law.

8. Claims for defects do not exist upon negligible difference to the agreed condition, upon negligible nuisance of usability, upon natural abrasion or damages which were caused after the transfer of risk due to faulty or negligent handling, inappropriate stocking or transport or which arise from particular outer influences which are not preconditioned by the contract. If the purchaser or a third party carry out any inappropriate modifications no claims arise hence nor for any subsequent consequences.

9. Contribution claims of the purchaser against the supplier do only exist insofar as the purchaser has not made any agreements with their customer that exceed legal defect claims.

10. All other claims, including compensation claims, by the purchaser against us on the grounds of the supply of defective goods are excluded. Nonetheless, should, on any grounds, a recovery of damages come into consideration, the purchase price of the consumed quantity applies as the maximum amount of the claim.

IX. Other compensation claims

All other claims for compensation by the purchaser against us – irrespective of legal grounds – are excluded, to the extent that malicious intent or gross negligence on our part is not proven.

X. Validity

Should any of these individual clauses – irrespective of the cause – not be operable, the validity of the remaining clauses is not affected as a result.

XI. Place of jurisdiction

The place of jurisdiction for all disputes arising in connection with the contractual relationship – including withdrawal – is Aurich, Germany.



Service you can rely on:



With our world-wide service and distribution network, we can offer you professional advice and technical support immediately and on the spot.

Your required waterproofing materials can be delivered promptly and will protect your property efficiently and lastingly.

For further information, please contact:

KÖSTER
Waterproofing Systems



DEUTSCHE
BAUCHEMIE



KÖSTER BAUCHEMIE AG | Dieselstraße 1–10 | D-26607 Aurich
Phone: + 49 (4941) 9709-0 | Fax: + 49 (4941) 9709-40 | info@koster.eu | www.koster.eu

Unauthorized duplication forbidden